

ADD PANEL DIMS
LCP2004-0895

0	---	005	JBS	06/10/03
13	01	---	BW	06/13/03
0	---	---	BW	06/16/03
	.5		SD1772-36*.DGN	SEE CHART SD-1772-36***

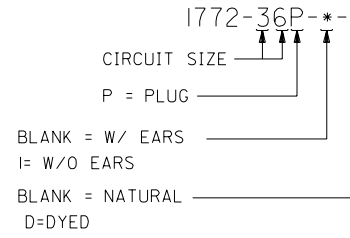
2 : 1 X
 .062/(1.57) HOUSING,
 PLUG AND RECEPTACLE,
 36 - CIRCUIT
 1 of 2

2	G
1	C

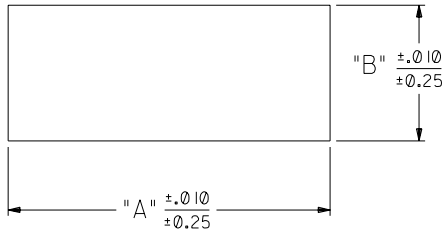

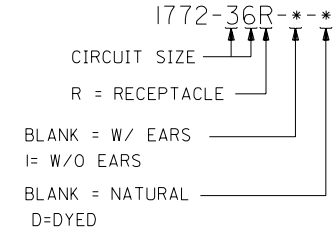
PLUG	
PART NO.	ENG. NO.
03-06-2361	1772-36P
03-06-2362	1772-36P-1
03-06-7361	1772-36P-D
03-06-7362	1772-36P-1-D

RECEPTACLE	
PART NO.	ENG. NO.
03-06-1361	1772-36R
03-06-1362	1772-36R-1
03-06-6361	1772-36R-D
03-06-6362	1772-36R-1-D

PLUG LEGEND:



RECEPTACLE LEGEND:



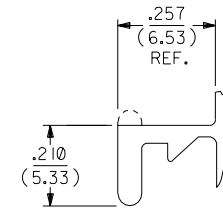
HOUSING	DIM. "A"	DIM. "B"
PLUG	1.795/(45.59)	.825/(20.96)
RECEPTACLE	1.677/(42.60)	.707/(17.96)

RECOMMENDED PANEL OPENING

* MAX. PANEL THICKNESS IS .060.

NOTES:

1. MATERIAL: PA 66, UL 94V-2; COLOR: NATURAL.
2. FINISH: NONE.
3. PRODUCT SPECIFICATION: NONE.
4. PACKAGING SPECIFICATION: NONE.
5. FOR USE WITH .062 SERIES TERMINALS.



MOUNTING EAR DETAIL

(SCALE 4:1)

DIMENSIONS SHOWN (METRIC) INCH		▽ = 0 ▼ = 2		REVISE ONLY ON CAD SYSTEM	
UNLESS OTHERWISE SPECIFIED TOLERANCES: ANGULAR ± .5°		10		TITLE	
INCH		METRIC		.062/(1.57) HOUSING, PLUG AND RECEPTACLE, 36 CIRCUIT	
3 PLACE ± .005	---			MOLEX INCORPORATED SHEET NO. DATE	
2 PLACE ± .01	± 0.13			L15LEJLL. 60532 U.S.A. 2 06/10/03	
1 PLACE ---	± 0.25			PART NO. DRWG. NO.	
DRAFT WHERE APPLICABLE MUST REMAIN WITHIN DIMENSIONS		SEE CHART		SD-1772-36-**-*	
DRWG. BY: JBS	CHK'D. BY: BW	FILE NAME: SD1772-36 DGN		THIS DRAWING CONTAINS INFORMATION THAT IS PROPRIETARY TO MOLEX INC. AND SHOULD NOT BE USED WITHOUT WRITTEN PERMISSION.	
APP'D. BY: BW	SCALE: 2 : 1	DIV. CP		SIZE C	
LTR.	REVISIONS	LTR.	REVISIONS		