

ADD PANEL DIM'S
LCP2004-0895

0	---	005	JBS	06/10/03
13	01	---	BW	06/13/03
0	---	---	BW	06/16/03
	.5		SD1772-36*.DGN	SEE CHART SD-1772-36***

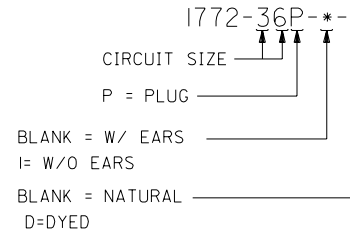
2 : 1 X
 .062/(1.57) HOUSING,
 PLUG AND RECEPTACLE,
 36 - CIRCUIT

2	G
1	C

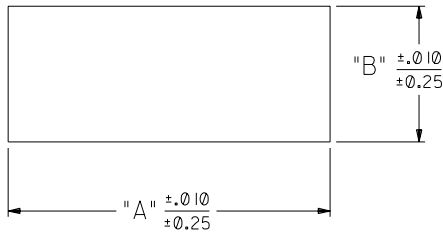

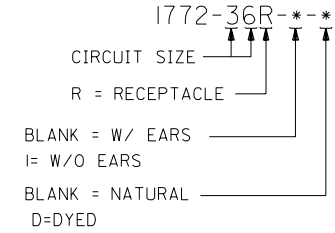
PLUG	
PART NO.	ENG. NO.
03-06-2361	1772-36P
03-06-2362	1772-36P-1
03-06-7361	1772-36P-D
03-06-7362	1772-36P-1-D

RECEPTACLE	
PART NO.	ENG. NO.
03-06-1361	1772-36R
03-06-1362	1772-36R-1
03-06-6361	1772-36R-D
03-06-6362	1772-36R-1-D

PLUG LEGEND:



RECEPTACLE LEGEND:



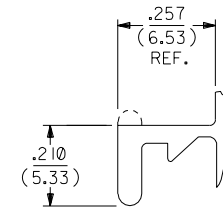
HOUSING	DIM. "A"	DIM. "B"
PLUG	1.795/(45.59)	.825/(20.96)
RECEPTACLE	1.677/(42.60)	.707/(17.96)

RECOMMENDED PANEL OPENING

* MAX. PANEL THICKNESS IS .060.

NOTES:

1. MATERIAL: PA 66, UL 94V-2; COLOR: NATURAL.
2. FINISH: NONE.
3. PRODUCT SPECIFICATION: NONE.
4. PACKAGING SPECIFICATION: NONE.
5. FOR USE WITH .062 SERIES TERMINALS.



MOUNTING EAR DETAIL

(SCALE 4:1)

DIMENSIONS SHOWN (METRIC) INCH		▽ = 0		▼ = 2		REVISE ONLY ON CAD SYSTEM	
UNLESS OTHERWISE SPECIFIED TOLERANCES: ANGULAR $\pm 10^\circ$		INCH		METRIC		TITLE	
3 PLACE $\pm .005$		---		---		.062/(1.57) HOUSING, PLUG AND RECEPTACLE, 36 CIRCUIT	
2 PLACE $\pm .01$		± 0.13		---		PART NO. SEE CHART	
1 PLACE ---		± 0.25		---		SD-1772-36-**-*	
DRAFT WHERE APPLICABLE MUST REMAIN WITHIN DIMENSIONS		DRWG. NO.		SHEET NO.		DATE	
DRG. BY: JBS		CHK'D. BY: BW		MOLEX INCORPORATED		U.S.A.	
APP'D. BY: BW		SCALE: 2 : 1		L15LEJLL		68532	
LTR. REVISIONS		LTR. REVISIONS		THIS DRAWING CONTAINS INFORMATION THAT IS PROPRIETARY TO MOLEX INC. AND SHOULD NOT BE USED WITHOUT WRITTEN PERMISSION.		DIV. CP	