

# MIC<sup>®</sup> Riser Cables 2-24 Fiber

A LANscape<sup>®</sup> Pretium<sup>™</sup> Solutions Product

Corning  
Cable Systems

## Applications


- Intra-building backbone and horizontal installations in riser and general purpose environments

## Description

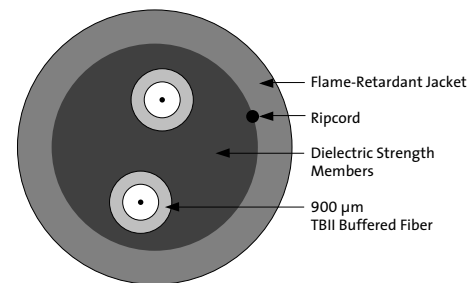
MIC<sup>®</sup> Cables are multifiber cables utilizing 900  $\mu\text{m}$  tight-buffered fibers surrounded by dielectric strength members and a flame-retardant outer jacket. These cables meet the application requirements of the National Electrical Code<sup>®</sup> (NEC<sup>®</sup> Article 770) and are OFNR and FT-4 listed. These cables are ideal for intra-building cabling including riser shafts, telecommunications rooms and workstations.

## Features / Benefits

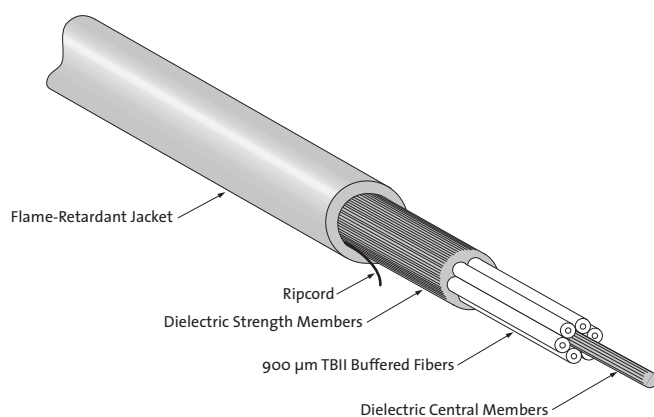
- Utilizes 900  $\mu\text{m}$  TBII<sup>®</sup> Buffered Fibers enabling easy, consistent stripping
- Available in 62.5  $\mu\text{m}$ , 50  $\mu\text{m}$ , single-mode and hybrid versions
- All-dielectric construction requires no grounding and bonding
- Available with interlocking armor
- Availability with approval for TEMPEST applications
- Meets application requirements of the National Electrical Code (NEC Article 770)
- Listed OFNR and FT-4
- Available with MSHA (Mine Safety & Health Administration) approval
- Available with Gigabit Ethernet and 10 Gigabit Ethernet performance



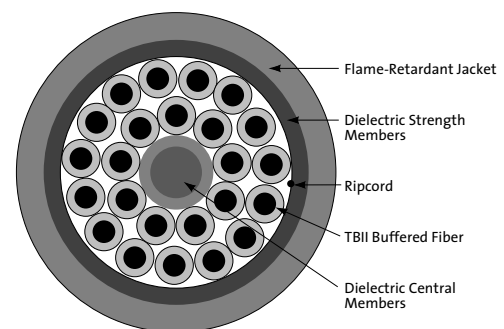
MIC Riser Cable | Photo CLT16



2-Fiber MIC Cable | Drawing CPC-220/1/31



6-Fiber MIC Riser Cable | Drawing CPC-220/1/33



24-Fiber MIC Cable | Drawing CPC-220/1/38



Product Specifications

# MIC<sup>®</sup> Riser Cables 2-24 Fiber

A LANscape<sup>®</sup> Pretium<sup>™</sup> Solutions Product

Corning  
Cable Systems

## Specifications

<b>Temperatures</b>	Storage: -40° to +70°C (-40° to +158°F) Installation: -10° to +60°C (+14° to +140°F) Operation: -20° to +70°C (-4° to +158°F)
<b>Approvals and Listings</b>	National Electrical Code <sup>®</sup> (NEC <sup>®</sup> ) OFNR, CSA FT-4, ICEA S-83-596
<b>Flame Resistance</b>	UL-1666 (for riser and general building applications)

Corning Cable Systems recommends storing indoor/outdoor cable in a proper temperature environment prior to installation to allow the cable temperature to meet installation temperature range specifications for best installation results.

Fiber Count	Nominal Outer Diameter mm (in)	Nominal Weight kg/km (lb/1000 ft)	Central Member	Maximum Tensile Loads		Minimum Bend Radius	
				Short-Term N (lbf)	Long-Term N (lbf)	Loaded cm (in)	Installed cm (in)
<b>Single Layer</b>							
2	4.7 (0.19)	18 (12)	Y	660 (148)	198 (45)	7.1 (2.8)	4.7 (1.9)
4	4.8 (0.19)	21 (14)	Y	660 (148)	198 (45)	7.2 (2.8)	4.8 (1.9)
6	5.5 (0.22)	26 (17)	Y	660 (148)	198 (45)	8.3 (3.3)	5.5 (2.2)
8	6.0 (0.24)	32 (21)	JG	660 (148)	198 (45)	8.9 (3.5)	6.0 (2.3)
<b>Dual Layer</b>							
12 (9/3)	6.3 (0.25)	34 (23)	Y	660 (148)	198 (45)	9.5 (3.7)	6.3 (2.5)
18 (12/6)	7.4 (0.29)	49 (33)	Y	1320 (297)	396 (89)	11.0 (4.3)	7.4 (2.9)
24 (15/9)	8.0 (0.31)	58 (39)	Y	1320 (297)	396 (89)	12.0 (4.6)	8.0 (3.1)

Central Member Types: Y = Yarn, JG = Jacketed GRP

Fiber arrangement in dual-layer designs is shown in parentheses. Example: (9/3) = 9 outside fibers around 3 inner fibers

## Transmission Performance

Fiber Code	K	C	S	S	E
<b>Performance Option Code</b>	<b>30</b>	<b>31</b>	<b>80</b>	<b>90</b>	<b>31</b>
<b>Fiber Type</b>	62.5/125 μm (850/1300 nm)	50/125 μm (850/1300 nm)	50/125 μm (850/1300 nm)	50/125 μm (850/1300 nm)	Single-mode (1310/1383/1550 nm)
<b>Maximum Attenuation (dB/km)</b>	3.5/1.0	3.5/1.5	3.0/1.5	3.0/1.5	1.0/1.0/0.75
<b>Minimum LED Bandwidth (MHz•km)</b>	200/500	500/500	1500/500	1500/500	- / - / -
<b>Minimum Effective Modal Bandwidth (MHz•km)</b>	*220/ -	*510/ -	**2000/ -	***4700/ -	- / - / -
<b>Serial Gigabit Ethernet Distance (m)</b>	300/550	600/600	1000/600	1000/600	5000/ - / -
<b>Serial 10 Gigabit Ethernet Distance (m)</b>	33/ -	82/ -	300/ -	****550/ -	10000/40000

\* As predicted by RML BW, per TIA/EIA 455-204 and IEC 60793-1-41, for intermediate performance laser-based systems (up to 1 Gb/s).

\*\* As predicted by minEMBc, per TIA/EIA 455-220 and IEC 60793-1-49, for high performance laser-based systems (up to 10 Gb/s).

\*\*\* As predicted by minEMBc, per TIA/EIA 455-220 and IEC 60793-1-49, for high performance laser-based systems (up to 10 Gb/s).

\*\*\*\* The 550 m distance is equivalent to a 4700 EMB system with standards-compliant transceiver and fiber characteristics, 3.0 dB/km cable attenuation and 1.0 dB total connector loss.

# MIC® Riser Cables 2-24 Fiber

A LANscape® Pretium™ Solutions Product

Corning  
Cable Systems

## Ordering Information

---

Contact Customer Service for other options.

8  - 3  1   - 2 4  
**1 2 3 4 5 6 7 8 9 10 11 12 13 14**

### **1 - 3** Select fiber count

Standard Offerings:  
002 006 012 024  
004 008 018

### **4** Select fiber code (see Transmission Performance Table).

### **5 / 12** Defines cable type.

8/- = Standard for MIC® Cable

### **6** Select outer jacket.

1 = Standard for riser  
M = MSHA approved

### **7** Defines fiber placement.

3 = Standard

### **8** Select length markings.

1 = Markings in feet (fiber counts ≤ 10)  
3 = Markings in feet (fiber counts > 10)

### **9** Defines tensile strength (see Specifications).

### **10 - 11** Select performance option code. (see Transmission Performance Table).

### **13 - 14** Defines special requirements.

24 = Standard for riser MIC Cable



# MIC<sup>®</sup> Riser Cables 2-24 Fiber

A LANscape<sup>®</sup> Pretium<sup>™</sup> Solutions Product

Corning  
Cable Systems

Corning Cable Systems LLC • PO Box 489 • Hickory, NC 28603-0489 USA

1-800-743-2675 • FAX: +1-828-901-5973 • International: +1-828-901-5000 • <http://www.corning.com/cablesystems>

Corning Cable Systems reserves the right to improve, enhance and modify the features and specifications of Corning Cable Systems products without prior notification. LANscape, MIC and TBII are registered trademarks of Corning Cable Systems Brands, Inc. Pretium is a trademark of Corning Cable Systems Brands, Inc. Discovering Beyond Imagination is a trademark of Corning Incorporated. All other trademarks are the properties of their respective owners. Corning Cable Systems is ISO 9001 certified. © 2001, 2005 Corning Cable Systems. All rights reserved. Published in the USA. LAN-89-EN / October 2005 / 5M



**CORNING**  
Discovering Beyond Imagination

**LANscape<sup>®</sup>**  
**PRETIUM**  
THE PREMIER SOLUTION