

## Features

- Multiturn / Wirewound / Industrial / Sealed
- Listed on the QPL per MIL-PRF-27208 and High-Rel MIL-PRF-39015
- Panel mount option available
- For trimmer applications/processing guidelines, [click here](#)



Models RT24 & RTR24 are currently available, although not recommended for new designs.

## RT24/RTR24 - 3/8" Square Trimpot® Trimming Potentiometer

### Electrical Characteristics

Standard Resistance Range  
 RT24..... 10 to 10K ohms  
 RTR24 ..... 500 to 10K ohms  
 (see standard resistance table)  
 Resistance Tolerance ..... ±5 % std.  
 Absolute Minimum Resistance  
 ..... 0.1 % or 1 ohm max.  
 (whichever is greater)  
 Noise ..... 100 ohms ENR max.  
 Resolution  
 ..... (see standard resistance table)  
 Insulation Resistance ..... 500 vdc.  
 1,000 megohms min.  
 Dielectric Strength  
 Sea Level..... 1,000 vac  
 80,000 Feet ..... 350 vac  
 Adjustment Travel.....25 turns nom.

### Environmental Characteristics

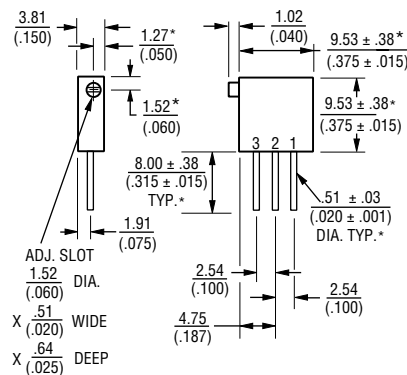
Power Rating @ 85 °C.....0.75 watt  
 Power Rating @ 150 °C.....0 watt  
 Temperature Range ... -65 °C to +150 °C  
 Temperature Coefficient ..... ±50 ppm/°C  
 Seal Test..... 85 °C Fluorinert\*  
 Humidity  
 RT24..... (1 % ΔTR; 10 Megohms IR)  
 RTR24 ... (1 % ΔTR; 100 Megohms IR)  
 Vibration ..... 20G  
 (1 % ΔTR; 0.5 % + resolution ΔVR)  
 Shock ..... 100G  
 (1 % ΔTR; 0.5 % + resolution ΔVR)  
 Load Life  
 RT24.. 1,000 hours 0.75 watt @ 85 °C  
 (2 % ΔTR; 2 % + resolution ΔVR)  
 RTR24 ..... 10,000 hours 0.75 watt  
 @ 85 °C  
 (3 % + resolution ΔVR)  
 Rotational Life .....200 cycles  
 (2 % ΔTR)

### Physical Characteristics

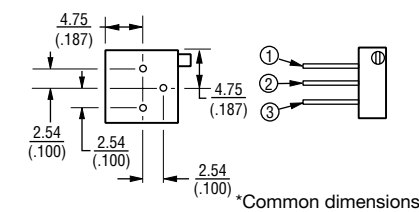
Torque.....5.0 oz-in. max.  
 Mechanical Stops..... Wiper idles  
 Terminals .....MIL-STD-202; Method 208  
 Weight ..... 0.025 oz.  
 Marking..... Mil-spec part number  
 Wiper ..... 50 % (Actual TR) ±10 %  
 Flammability ..... U.L. 94V-0  
 Standard Packaging.....50 pcs. per tube  
 Adjustment Tool.....H-90

### Product Dimensions

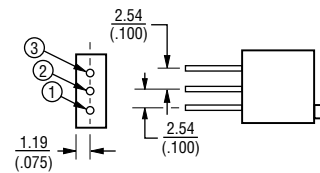
#### RT24C2X/RTR24DX Common Dimensions



#### RT24C2P/RTR24DP

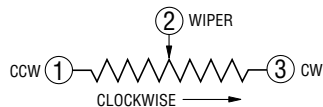


#### RT24C2W/RTR24DW



DIMENSIONS: MM  
(INCHES)

TOLERANCES: ± 0.25  
(.010) EXCEPT WHERE NOTED



### How To Order

MIL-PRF-27208 RT24 C2 P 501

Model \_\_\_\_\_  
 Characteristic \_\_\_\_\_  
 C = ±50 ppm/°C Temp. Coeff. Max.  
 2 = 85 °C Rating Temp.  
 150 °C Max. Operating Temp.  
 Terminal Style \_\_\_\_\_  
 Resistance Code \_\_\_\_\_

### How To Order

MIL-PRF-39015 RTR24 D P 202 M

Model \_\_\_\_\_  
 Characteristic \_\_\_\_\_  
 D = ±50 ppm/°C Temp. Coeff. Max.  
 Terminal Style \_\_\_\_\_  
 Resistance Code \_\_\_\_\_  
 Failure Rate \_\_\_\_\_  
 M = 1.0 %

### RT24 Standard Resistance Table

Resistance (Ohms)	Resistance Code	Nominal Resolution (Percent)
10	100	1.11
20	200	0.93
50	500	0.62
100	101	0.60
200	201	0.54
500	501	0.42
1,000	102	0.33
2,000	202	0.26
5,000	502	0.20
10,000	103	0.17

### RTR24 Standard Resistance Table

Resistance (Ohms)	Resistance Code	Nominal Resolution (Percent)
500	501	0.60
1,000	102	0.40
2,000	202	0.30
5,000	502	0.25
10,000	103	0.19