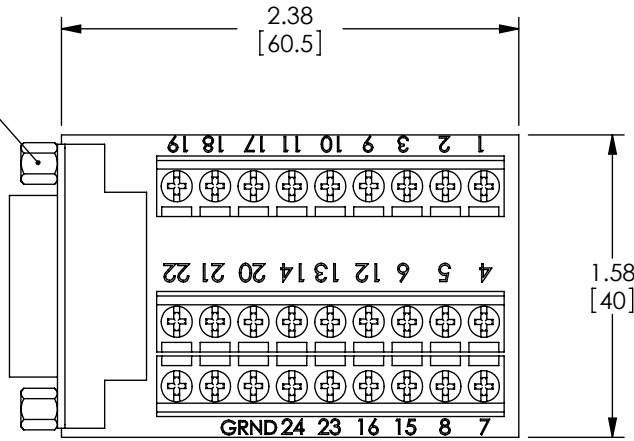


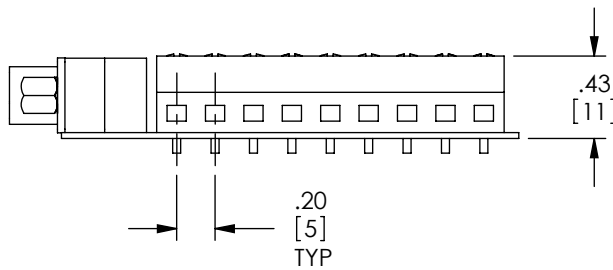
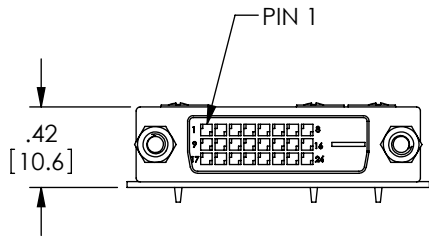
THE INFORMATION CONTAINED IN THIS DRAWING IS THE SOLE PROPERTY OF L-COM, INC. ANY REPRODUCTION IN PART OR WHOLE WITHOUT THE WRITTEN PERMISSION OF L-COM, INC. IS PROHIBITED.

REVISIONS			
REV	DESCRIPTION	DATE	APPROVED
A	INITIAL RELEASE	1/20/09	D.GRIFFIN

2X #4-40 JACKSCREW



WIRE MAP	
DVI-D CONN	TERMINAL BLOCK
1	1
2	2
3	3
4	4
5	5
6	6
7	7
8	8
9	9
10	10
11	11
12	12
13	13
14	14
15	15
16	16
17	17
18	18
19	19
20	20
21	21
22	22
23	23
24	24
SHELL	GND



NOTES:

1. UNIT TO BE TESTED FOR CONTINUITY
2. UNIT TO BE INDIVIDUALLY PACKAGED IN A POLYBAG.

<p>UNLESS OTHERWISE SPECIFIED, DIMENSIONS ARE IN INCHES [mm]</p> <p>OVERALL CABLE LENGTH TOLERANCE: ≤ 12 [305] = +1 [25] / -0 >12 [305] ≤ 60 [1524] = +2 [51] / -0 >60 [1524] ≤ 120 [3048] = +4 [102] / -0 >120 [3048] ≤ 300 [7620] = +6 [152] / -0 >300 [7620] = +5% / -0%</p> <p>ALL OTHER DIMENSIONAL TOLERANCES: .X = .3 .XX = .15</p> <p>PROJECTION</p>	<p>APPROVALS</p> <p>DRAWN BY D. CASTRO</p> <p>CHECKED BY M. SEDLESKI</p> <p>APPROVED BY G. PEPIN</p>	<p>DATE</p> <p>1/16/09</p> <p>1/16/09</p> <p>1/16/09</p>	<p>45 BEECHWOOD DRIVE NORTH ANDOVER, MA 01845</p>	
	<p>CONFIGURATION DETAILS OF UNDIMENSIONED FEATURES MAY VARY</p>			<p>CATEGORY</p> <p>VIDEO</p>
	<p>COLOR VARIATIONS MAY OCCUR</p>	<p>SIZE</p> <p>A</p>	<p>FSCM NO.</p> <p>43321</p>	<p>DWG. NO.</p> <p>DVIDDLFT</p>
	<p>SCALE: NONE</p>		<p>CAD FILE: DVIDDLFT.SLDDRW</p>	<p>SHEET 1 OF 1</p>