

Low Profile PCB Relay PCD

- 1 pole 10 A
- 1 NO contact
- Low coil power 200 mW
- Height 10.2 mm
- Wash tight
- RoHS compliant (Directive 2002/95/EC) as per product date code 0424 (DT)



F0154-C

Applications

Domestic appliances, coffee machines, irons, office equipment

Approvals

UL us E82292

Technical data of approved types on request

Contact data

Contact configuration	1 NO
Contact set	single contact
Type of interruption	micro disconnection
Rated current	10 A
Rated voltage / max. switching voltage AC	240/400 VAC
Limiting continuous current	10 A
Maximum breaking capacity AC	2500 VA
Contact material	AgSnO ₂ , AgCdO
Mechanical endurance	> 10x10 ⁶ cycles
Rated frequency of operation with / without load	10/300 min ⁻¹

Contact ratings

Type	Load	Cycles
PCD-1...D2(H)	10 A, 250 VAC, resistive, UL	6x10 ³
PCD-1...D2(H)	5 A, 250 VAC, resistive, 70 °C, UL	6x10 ³
PCD-1...D2(H)	10 A, 277 VAC, resistive, 70°C, TÜV	10x10 ⁴

Coil data

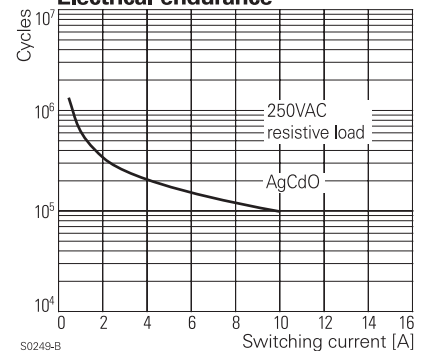
Rated coil voltage range DC coil	3 ... 48 VDC
Coil power DC coil	200 mW
Operative range	2

Coil versions, DC-coil

Coil code	Rated voltage VDC	Operate voltage VDC	Release voltage VDC	Coil resistance Ohm	Rated coil power mW
006	6	4.5	0.3	180±10%	200
012	12	9.0	0.6	720±10%	200
024	24	18.0	1.2	2880±10%	200

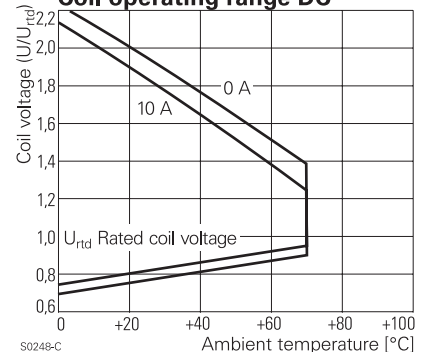
All figures are given for coil without preenergization, at ambient temperature +23°C
Other coil voltages on request

Electrical endurance



S0249-B

Coil operating range DC

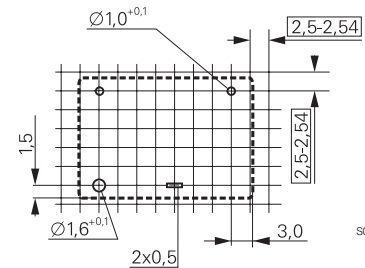


S0248-C

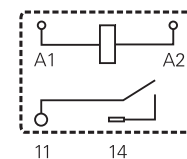
Insulation	
Dielectric strength coil-contact circuit	2500 V _{rms}
open contact circuit	750 V _{rms}
Clearance / creepage coil-contact circuit	≥ 4/4 mm
Material group of insulation parts	≥ IIIa
Insulation to IEC 60664-1	
Type of insulation coil-contact circuit	basic
open contact circuit	functional
Rated insulation voltage	250 V
Pollution degree	3
Rated voltage system	230/400 V
Overvoltage category	III

PCB layout / terminal assignment

Bottom view on solder pins



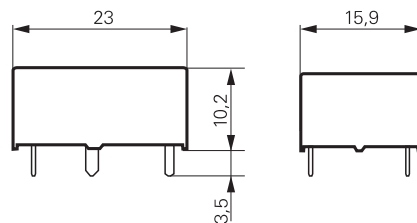
S0259-AA



S0259-AB

Other data	
RoHS - Directive 2002/95/EC	compliant per as par product date code "DT" (refers to June 2004),
Ambient temperature range	-30 ... +70 °C
Operate- / release time	8/2 ms
Shock resistance (function) NO / NC contact	10 ms
Shock resistance (destruction)	100 g
Category of protection	RT II - flux proof, RT III - wash tight
Resistance to soldering heat flux-proof version	270°C / 10 s
wash-tight version	260°C / 5 s
Relay weight	9 g
Packaging unit	1000 pcs

Dimensions



S0287-A

Product key



Type					
Number of contacts	1 1 NO contact				
Coil	5 5 VDC	6 6 VDC			
	12 12 VDC	24 24 VDC			
Coil version	D standard 200 mW				
Contact material	1 AgCdO	2 AgSnO ₂			
Contact configuration	M 1 NO contact				
Version	- flux proof	H wash tight			

Other types on request

Product key	Version	Cont-material	Cont.configuration	Coil	Part number
PCD-105-D2M	standard 200mW	AgSnO ₂	1 NO contact	5 VDC	0-1721105-1
PCD-112-D2M	flux proof			12 VDC	0-1721105-4
PCD-124-D2M				24 VDC	0-1721105-5
PCD-148-D2M				48 VDC	0-1721105-6
PCD-105-D2MH	standard 200mW			5 VDC	0-1721105-7
PCD-112-D2MH	wash tight			12 VDC	1-1721105-0
PCD-124-D2MH				24 VDC	1-1721105-1
PCD-148-D2MH				48 VDC	1-1721105-2