

Closet Connector Housings (CCH-04U & CCH-03U)

A LANscape® Solutions Product

Corning
Cable Systems

Applications

Corning Cable Systems Closet Connector Housings (CCHs) provide interconnect or cross-connect capabilities between the outside plant, riser, or distribution cables, and the optoelectronics.

Description

The units can be rack-mounted in 19-in (48 cm) racks or an optional 23-in (58 cm) equipment rack (1.75-in EIA hole spacing) and are available in three-rack-space (6 panels) or four-rack-space (12 panels) versions. For installations requiring 144 fibers, the capacity can be achieved using SC simplex, SC duplex, LC and MT-RJ connectors for 12 fibers per panel in conjunction with the 4-rack-space housing. For installations requiring up to 288 fibers, the capacity can be achieved using LC and MT-RJ connectors for 24 fibers per panel in conjunction with the 4-rack-space housing.

Closet connector housings can be ordered with connector panels for multimode and single-mode applications. Connector panels are offered in 6-, 8-, 12-, 16- and 24-fiber configurations. Documentation labels are provided and units or components can be added as needed to construct a fiber distribution frame for any application.

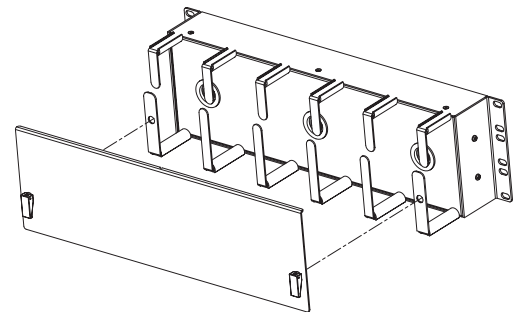
The 3- and 4-rack-space versions of the CCH have been designed with an open top, located in the front of the housing. The opening, when used in conjunction with the closet jumper management panel (CJP), facilitates jumper routing.

Features / Benefits

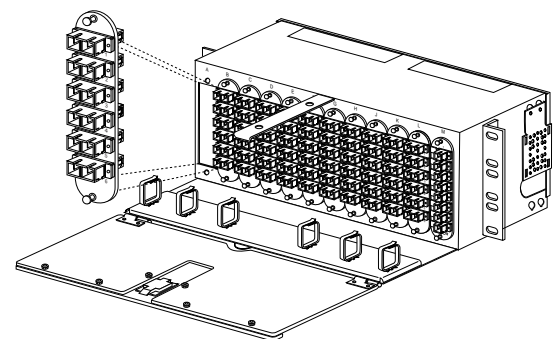
- Ideal for field connectorization
- Includes mounting provisions for buffer tube fan-out kits
- Suitable for loose tube, tight-buffered and optical fiber ribbon cables
- Mounting configurations include standard 4.5-in (11.4 cm) frontal projection, partially flush and fully flush (with optional kit)
- Multiple locations for jumper egress



CCH-04U (open) | Photo LAN209

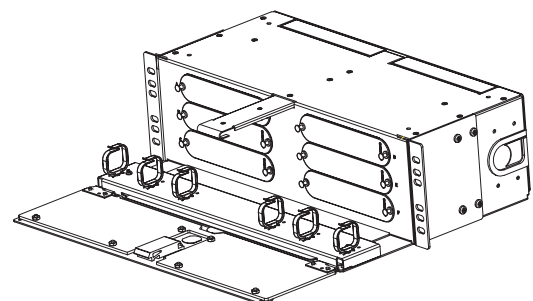


CJP-02U | Drawing ZA-2812



Note: One "U" = One industry-standard rack space of 1.75 inches.

CCH-04U (up to 288 fibers) | Drawing CPC-220/5/1



CCH-03U (up to 144 fibers) | Drawing ZA-2799

Closet Connector Housings (CCH-04U & CCH-03U)

A LANscape® Solutions Product

Corning
Cable Systems

Features / Benefits (continued)

- Removable, durable, clear polycarbonate-tinted front door
- Lock can be field-installed
- Accepts CCH connector panels and modules
- Open top of housing for vertical pigtail or jumper exiting
- Optional top and side covers available
- Meets requirements of ANSI/TIA/EIA-568A and 606
- Brackets included for rack mounting in 19-in equipment racks; 23-in rack-mount brackets sold separately

Specifications

Part Number	Dimensions (H x W x D) cm (in)	Shipping Weight kg (lb)
CCH-03U	13.3 x 43.2 x 30.5 (5.25 x 17 x 12)	2.7 (6)
CCH-04U	17.8 x 43.2 x 30.5 (7 x 17 x 12)	3.6 (8)

Ordering Information

Part Number	Description
CCH-03U	Closet Connector Housing that will accept up to six CCH panels or modules; comes with blank panels and hardware to strain-relieve one cable with the Universal Cable Clamp (UCC) or up to five 0.4-in or smaller cables with the UCC insert; six 6-fiber panels = 36 fiber total capacity; six 8-fiber panels = 48 fiber total capacity; six 12-fiber panels = 72 fiber total capacity; six 16-fiber panels = 96 fiber total capacity; six 24-fiber panels = 144 fiber total capacity (MT-RJ and LC)
CCH-04U	Closet Connector Housing that will accept up to 12 CCH panels or modules; comes with blank panels and hardware to strain-relieve one cable with the Universal Cable Clamp (UCC) or up to five 0.4-in or smaller cables with the UCC insert; twelve 6-fiber panels = 72 fiber total capacity; twelve 8-fiber panels = 96 fiber total capacity; twelve 12-fiber panels = 144 fiber total capacity; twelve 16-fiber panels = 192 fiber total capacity; twelve 24-fiber panels = 288 fiber total capacity (MT-RJ and LC)

Pre-Loaded Housings

CCH-04U-E491	CCH-04U preloaded with 72 568SC (SC duplex) adapters (12 CCH panels), 62.5 µm MM, composite insert, composite housing
CCH-04U-7291	CCH-04U preloaded with 36 568SC (SC duplex) adapters (six CCH panels), 62.5 µm MM, composite insert, composite housing
CCH-04U-E497	CCH-04U preloaded with 72 MT-RJ adapters (12 CCH panels), 62.5 µm MM, composite housing
CCH-04U-7297	CCH-04U preloaded with 36 MT-RJ adapters (six CCH panels), 62.5 µm MM, composite housing
CCH-04U-7215T	CCH-04U preloaded with 72 ST® compatible connector adapters (12 CCH panels), 62.5 µm MM, ceramic insert, composite housing

Closet Connector Housings (CCH-04U & CCH-03U)

A LANscape® Solutions Product

Corning
Cable Systems

Ordering Information (continued)

Accessories

Part Number	Description
CJP-01U	Closet Jumper Management Panel; provides jumper management in a 1.75-in rack space
CJP-02U	Closet Jumper Management Panel; provides jumper management in a 3.5-in rack space
CCH-LABEL-03U-7210	Replacement Label Kit for the CCH (3-rack-space housing); contains 10 labels
CCH-LABEL-04U-E410	Replacement Label Kit for the CCH (4-rack-space housing); contains 10 labels
CCH-WALLMNT-KIT	Bracket Kit for wall mounting the CCH, 6 rack spaces tall, hinged
CCH-UCC-KIT	One Bracket and Two Universal Cable Clamps (UCCs); each housing is shipped with one bracket and two UCCs; an additional bracket and UCC can be added; two multicable grommets included that accept up to five 0.4-in diameter cables
HDWR-LOCK-KIT	Lock Kit for front door of housing; contains one lock with two keys
CCH-TOP-CVR	Patch Field Cover that covers top opening in CCH-03U and CCH-04U housings
FDC-CABLE-GRND	Armored Cable Grounding Kit; contains armor grounding clip and ground strap
CCH-04U-SIDEPNL	Side Panels to enclose CCH-04U housing; kit includes two panels
CDF-03U-23-BKT	23-in mounting brackets for the CCH-03U
CDF-04U-23-BKT	23-in mounting brackets for the CCH-04U
CDF-03U-24-BKT	24-in mounting brackets for the CCH-03U
CDF-04U-24-BKT	24-in mounting brackets for the CCH-04U
CPP-03U-RECESS-KIT	Flush mount brackets for the CCH-03U
CPP-04U-RECESS-KIT	Flush mount brackets for the CCH-04U

Connector Panels and Modules

Must be ordered separately

Closet Connector Housings (CCH-04U & CCH-03U)

A LANscape® Solutions Product

Corning
Cable Systems

Corning Cable Systems LLC • PO Box 489 • Hickory, NC 28603-0489 USA

1-800-743-2675 • FAX: +1-828-901-5973 • International: +1-828-901-5000 • <http://www.corning.com/cablesystems>

Corning Cable Systems reserves the right to improve, enhance and modify the features and specifications of Corning Cable Systems products without prior notification. LANscape is a registered trademark of Corning Cable Systems Brands, Inc. Discovering Beyond Imagination is a trademark of Corning Incorporated. ST is a registered trademark of Lucent Technologies. All other trademarks are the properties of their respective owners. Corning Cable Systems is ISO 9001 certified. © 1999, 2005 Corning Cable Systems. All rights reserved. Published in the USA.
LAN-235-EN / June 2005 / pdf



CORNING
Discovering Beyond Imagination

LANscape®
Fiber Cabling Solutions for Premises Networks