

Spezifikation für Freigabe / specification for release

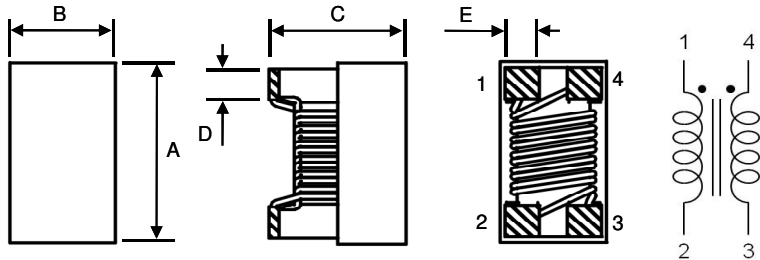
Kunde / customer :
 Artikelnummer / part number : **744230121**



Bezeichnung / **SMD Stromkompensierter Datenleitungsfilter WE-CNSW**
 description : **SMD common mode noise suppressor WE-CNSW**

DATUM / DATE : 2010-09-30

A Mechanische Abmessungen / dimensions:

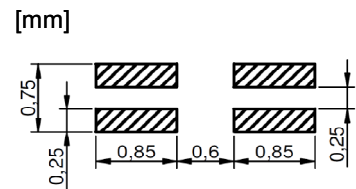


| | 0603 | |
|---|-------------------|----|
| A | 1,60 ± 0,1 | mm |
| B | 0,85 ± 0,1 | mm |
| C | 1,10 ± 0,1 | mm |
| D | 0,33 ref. | mm |
| E | 0,25 ref. | mm |
| | | |
| | | |
| | | |

B Elektrische Eigenschaften / electrical properties:

| Eigenschaften / properties | Testbedingungen / test conditions | | Wert / value | Einheit / unit | tol. |
|-------------------------------|-----------------------------------|-----------------|--------------|----------------|---------------|
| Impedanz / impedance | 100 MHz | Z | 120 | Ω | ± 25 % |
| Nennspannung / rated voltage | | U _{DC} | 50 | V | max. |
| DC-Widerstand / DC-resistance | @ 20°C | R _{DC} | 175 | mΩ | max. |
| Nennstrom / rated current | ΔT= 40 K | I _{DC} | 450 | mA | max. |

C Lötpad / soldering spec.:



D Prüfgeräte / test equipment:

Agilent E4991A für/for Z
GMC Metrahit 271 für/for R_{DC} und/and I_{DC}
Agilent 6032A für/for I_{DC}

E Testbedingungen / test conditions:

Luftfeuchtigkeit / humidity: 33 %
 Umgebungstemperatur / temperature: +20 °C

F Werkstoffe & Zulassungen / material & approvals:

Basismaterial / base material: Ferrit / Ferrite
 Draht / wire: E180
 Anschlussmaterial / Terminal material: Au

G Eigenschaften / general specifications:

Umgebungstemperatur / ambient temperature: -40 °C - +65 °C
 Betriebstemp. / operating temperature: -40 °C - +105 °C

It is recommended that the temperature of the part does not exceed 105 °C under worst case operating conditions.

| | | | |
|-------------------------------------|--------------------------|-------------------------|--------------|
| Freigabe erteilt / general release: | Kunde / customer | | |
| | | | |
| Datum / date | Unterschrift / signature | | |
| | Würth Elektronik | | |
| Geprüft / checked | Kontrolliert / approved | | |
| | | | |
| | SBa | Version 1 | 2010-09-30 |
| | Name | Änderung / modification | Datum / date |

Würth Elektronik eiSos GmbH & Co. KG

D-74638 Waldenburg · Max-Eyth-Strasse 1 -3 · Germany · Telefon (+49) (0) 7942 - 945 - 0 · Telefax (+49) (0) 7942 - 945 - 400
<http://www.we-online.com>

Spezifikation für Freigabe / specification for release

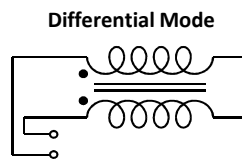
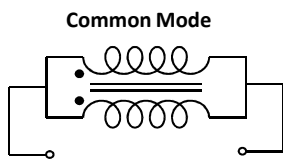
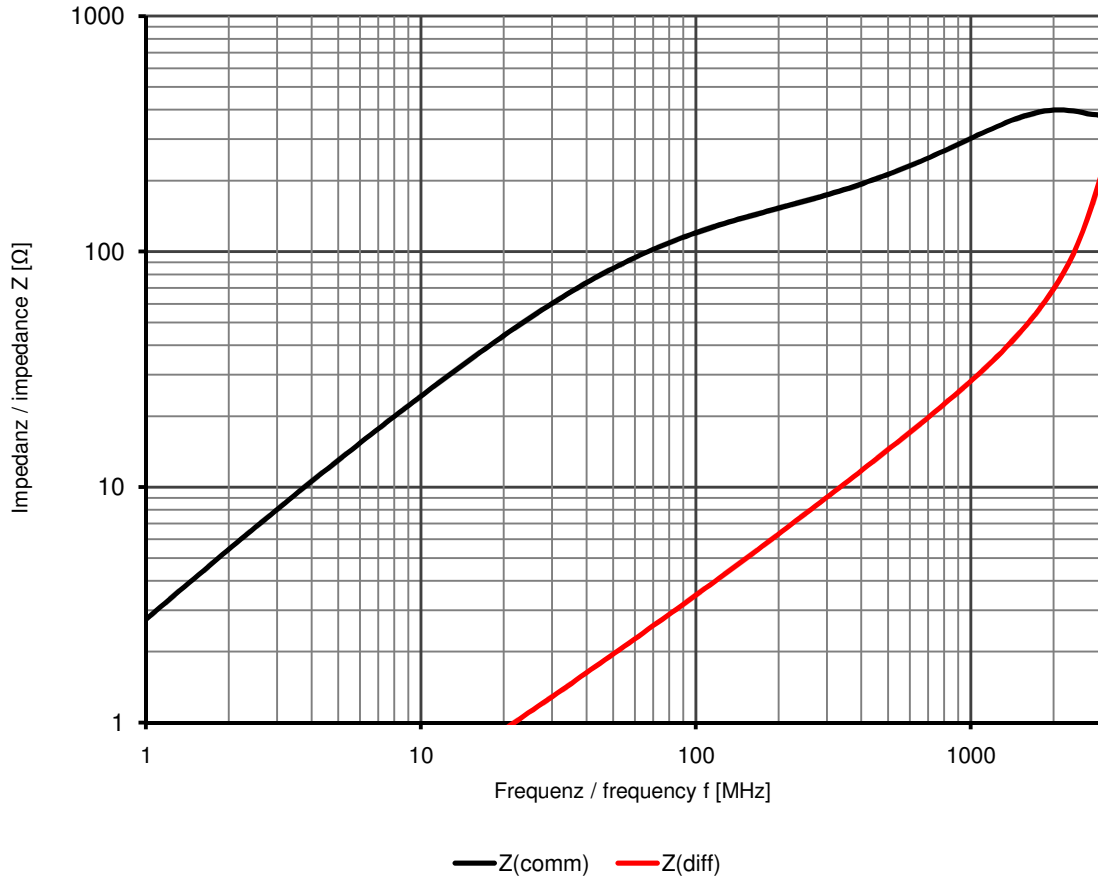
Kunde / customer :
 Artikelnummer / part number : **744230121**



Bezeichnung / **SMD Stromkompensierter Datenleitungsfilter WE-CNSW**
 description : **SMD common mode noise suppressor WE-CNSW**

DATUM / DATE : 2010-09-30

H Impedanzverlauf / impedance curve:



| | | | | |
|-------------------------------------|--------------------------|------|-------------------------|--------------|
| Freigabe erteilt / general release: | Kunde / customer | | | |
| | | | | |
| Datum / date | Unterschrift / signature | | | |
| | Würth Elektronik | | | |
| | | | | |
| Geprüft / checked | Kontrolliert / approved | SBa | Version 1 | 2010-09-30 |
| | | Name | Änderung / modification | Datum / date |

Würth Elektronik eiSos GmbH & Co. KG

D-74638 Waldenburg · Max-Eyth-Strasse 1 -3 · Germany · Telefon (+49) (0) 7942 - 945 - 0 · Telefax (+49) (0) 7942 - 945 - 400
<http://www.we-online.com>

Spezifikation für Freigabe / specification for release

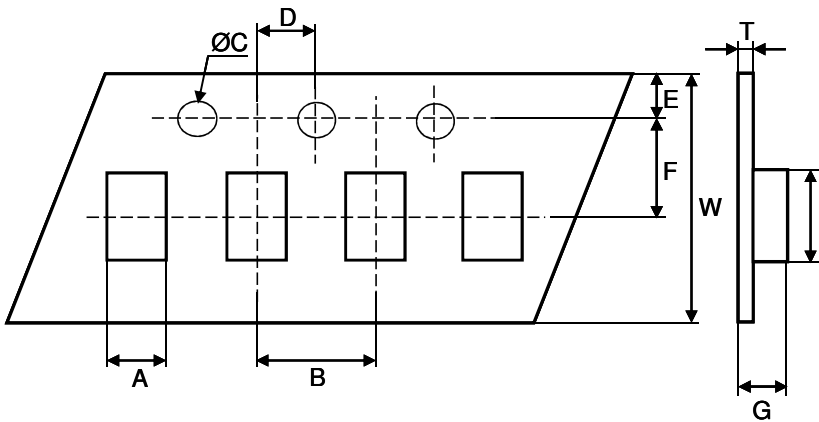
Kunde / customer :
 Artikelnummer / part number : **744230121**



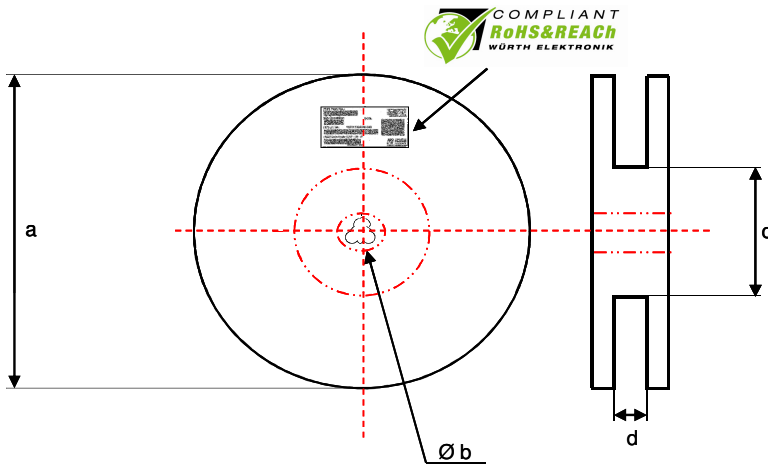
Bezeichnung / **SMD Stromkompensierter Datenleitungsfilter WE-CNSW**
 description : **SMD common mode noise suppressor WE-CNSW**

DATUM / DATE : 2010-09-30

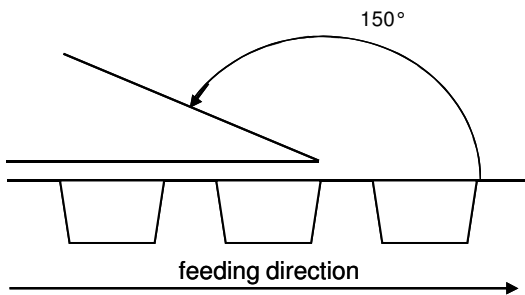
I Rollenspezifikation / tape and reel specifications:



| Gurtspezifikation / Tape specification: | | |
|---|--------------------|----|
| A | 1,05 ± 0,1 | mm |
| B | 4,00 ± 0,1 | mm |
| C | 1,50 ± 0,05 | mm |
| D | 2,00 ± 0,1 | mm |
| E | 1,75 ± 0,1 | mm |
| F | 3,50 ± 0,1 | mm |
| G | 1,15 ± 0,1 | mm |
| H | 1,85 ± 0,1 | mm |
| T | 0,23 ± 0,1 | mm |
| W | 8,00 ± 0,1 | mm |



| Rollenspezifikation / Reel Specification: | | |
|---|--------------------|----|
| a | 178,0 ± 0,1 | mm |
| b | 21,00 ± 0,1 | mm |
| c | 50,00 ± 0,1 | mm |
| d | 10,00 ± 0,1 | mm |



The force of tearing off cover tape is 0,2 to 0,7 N in arrow direction.

| | | | |
|-------------------------------------|--------------------------------|------|-------------------------|
| Freigabe erteilt / general release: | Kunde / customer | | |
| | | | |
| Datum / date | Würth Elektronik | | |
| | | | |
| Geprüft / checked | Kontrolliert / approved | SBa | Version 1 |
| | | Name | Änderung / modification |
| | | | Datum / date |

This electronic component has been designed and developed for usage in general electronic equipment. Before incorporating this component into any equipment where higher safety and reliability is especially required or if there is the possibility of direct damage or injury to human body, for example in the range of aerospace, aviation, nuclear control, submarine, transportation, (automotive control, train control, ship control), transportation signal, disaster prevention, medical, public information network etc, Würth Elektronik eiSos GmbH must be informed before the design-in stage. In addition, sufficient reliability evaluation checks for safety must be performed on every electronic component which is used in electrical circuits that require high safety and reliability functions or performance.

Würth Elektronik eiSos GmbH & Co. KG

D-74638 Waldenburg · Max-Eyth-Strasse 1 -3 · Germany · Telefon (+49) (0) 7942 - 945 - 0 · Telefax (+49) (0) 7942 - 945 - 400
<http://www.we-online.com>