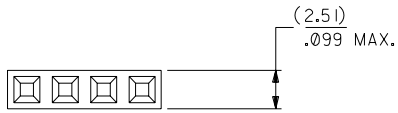


OPTION A

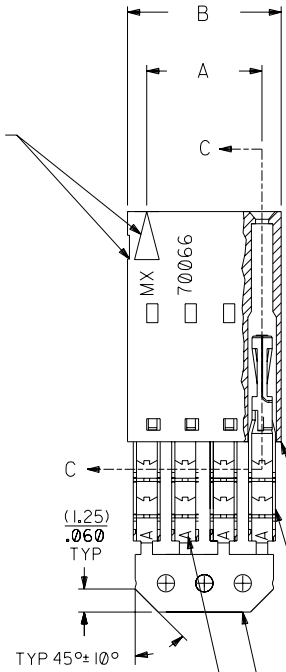
NOTES:

- 1) TO BE USED WITH (24) AWG. STRANDED WIRE WITH (1.35)/.053 DIA. MAX. INSULATION.
- 2) SEE CHART FOR CIRCUIT SIZES.
- 3) STANDARD PACKAGING PER PK-70400-0001. OPTIONAL PACKAGING MAY BE AVAILABLE, REQUEST DWG. PK-70400
- 4) PARTS STACKABLE END TO END AND SIDE BY SIDE ON (2.54)/.100 CENTERS.
- 5) REFER TO PRODUCT SPECIFICATION: PS-70400.
- 6) SEE DWG. SDA-70400-**** (SHT. 5) FOR OPTIONAL HOUSING DETAILS.
- 7) 4 CIRCUIT SHOWN.
- 8) TO MATE WITH MOLEX (2.54)/.100 CENTERLINE HEADERS.

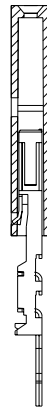
9) 2 CIRCUIT ASSEMBLIES SUPPLIED AS GROUPED PAIRS.



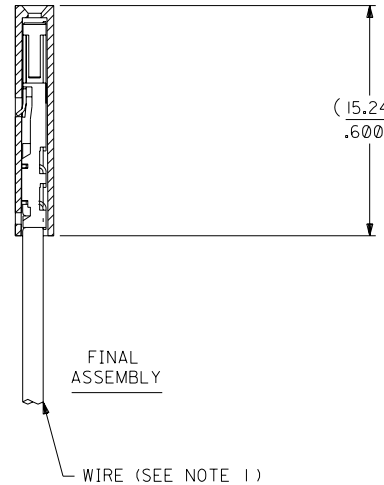
CIRCUIT NO. 1
SLOT OR ARROW



SECTION C-C



PRE-LOADED ASSEMBLY



FINAL ASSEMBLY

HOUSING PART NO. 70066-****
MATERIAL: G.F. POLYESTER, 94V-0

TERMINAL PART NO. 70028-****
MATERIAL: PHOSPHOR BRONZE
PLATING PER ES-88-***

30 GOLD - .000030 MIN. GOLD IN SELECT AREA WITH .000075 MIN. TIN IN SELECT AREA OVER .000050 MIN. NICKEL OVER-ALL.

*THE PRIMARY SHIPPING CARTON WILL BE LABELED "COMPLIANT TO ROHS DIRECTIVE 2002/95/EC AND ELV ANNEX II OF DIRECTIVE 2000/53/EC". CARTONS WITHOUT THIS LABEL MAY CONTAIN PRODUCT WITH LEAD.

I.D. SLOT CODE TO WIRE GAUGE CHART	
I.D. SLOT CODE	WIRE GAUGE
A	24 AWG.

PLATING CODE (STRIPE ON CARRIER STRIP)	
PLATING	COLOR
30 GOLD	RED

CKT. SIZE	DIMENSIONS (INCH)		EDP. NO.	ENG. NO.
	A	B		
2	(2.54) .100	(5.05) .199	14-56-2027	A-70400-1051
3	(5.08) .200	(7.59) .299	14-56-2037	A-70400-1052
4	(7.62) .300	(10.13) .399	14-56-2047	A-70400-1053
5	(10.16) .400	(12.67) .499	14-56-2057	A-70400-1054
6	(12.70) .500	(15.21) .599	14-56-2067	A-70400-1055
7	(15.24) .600	(17.75) .699	14-56-2077	A-70400-1056
8	(17.78) .700	(20.29) .799	14-56-2087	A-70400-1057
9	(20.32) .800	(22.83) .899	14-56-2097	A-70400-1058
10	(22.86) .900	(25.37) .999	14-56-2107	A-70400-1059
11	(25.54) 1.000	(27.91) 1.099	14-56-2117	A-70400-1060
12	(27.94) 1.100	(30.45) 1.199	14-56-2127	A-70400-1061
13	(30.48) 1.200	(32.99) 1.299	14-56-2137	A-70400-1062
14	(33.02) 1.300	(35.53) 1.399	14-56-2147	A-70400-1063
15	(35.56) 1.400	(38.07) 1.499	14-56-2157	A-70400-1064
16	(38.01) 1.500	(40.61) 1.599	14-56-2167	A-70400-1065
17	(40.64) 1.600	(43.15) 1.699	14-56-2177	A-70400-1066
18	(43.18) 1.700	(45.69) 1.799	14-56-2187	A-70400-1067
19	(45.72) 1.800	(48.23) 1.899	14-56-2197	A-70400-1068
20	(48.26) 1.900	(50.77) 1.999	14-56-2207	A-70400-1069
21	(50.80) 2.000	(53.31) 2.099	14-56-2217	A-70400-1070
22	(53.34) 2.100	(55.85) 2.199	14-56-2227	A-70400-1071
23	(55.88) 2.200	(58.39) 2.299	14-56-2237	A-70400-1072
24	(58.42) 2.300	(60.93) 2.399	14-56-2247	A-70400-1073
25	(60.96) 2.400	(63.47) 2.499	14-56-2257	A-70400-1074

I.D. SLOT CODE TO WIRE GAUGE CHART	
I.D. SLOT CODE	WIRE GAUGE
A	24 AWG.

PLATING CODE (STRIPE ON CARRIER STRIP)	
PLATING	COLOR
30 GOLD	RED

REV. NO.	DATE	BY	REVISIONS
E			REVISED PER ECR NO. U82110 10-17-88 AAB
D			REVISE PER ECR #U80110 2/3/88 MJM
C			REDRAWN ON CAD ECR# 8842 5/8/86 W.Z.
LTR.			REVISIONS

DIMENSIONS SHOWN (METRIC) INCH	
UNLESS OTHERWISE SPECIFIED TOLERANCES: ANGULAR ± 1/2°	
3 PLACE ± .010	METRIC ---
2 PLACE ± .014	± 0.25
1 PLACE ---	± 0.35

MFG. SH. REV.		REVISE ONLY ON CAD SYSTEM	
TITLE: ASSEMBLY, SL CONNECTOR (SINGLE ROW- (2.54)/.100 GRID)			
MOLEX INCORPORATED LITSE, ILL. 60532 U.S.A.		SHEET NO. 10 / 10 / 84	DATE
PART NO. SDA-70400-1051-1074		DRWG. NO.	
SEE CHART		FILE NAME: S70400AX7	
THIS DRAWING CONTAINS INFORMATION THAT IS PROPRIETARY TO MOLEX INC. AND SHOULD NOT BE USED WITHOUT WRITTEN PERMISSION.			