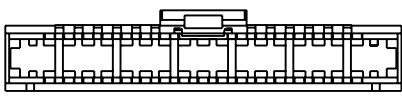
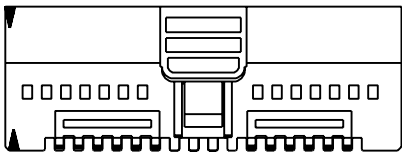
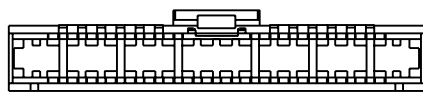
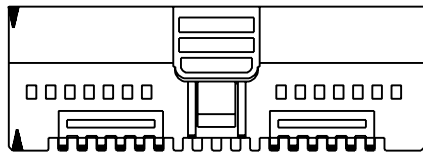


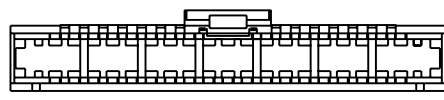
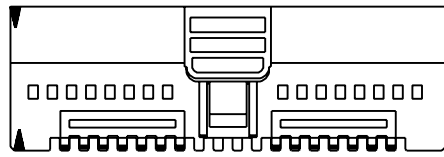
38 CKT.
19 CKT. DUAL
ROW - ODD



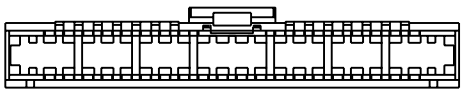
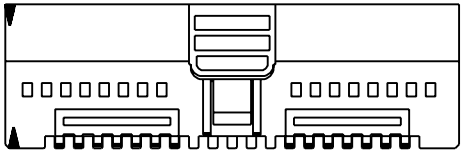
40 CKT.
20 CKT. DUAL
ROW - EVEN



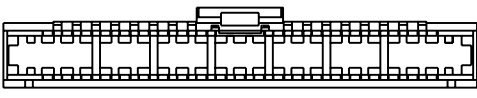
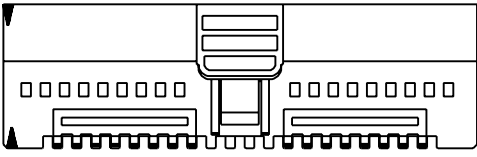
42 CKT.
21 CKT. DUAL
ROW - ODD



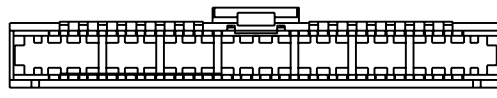
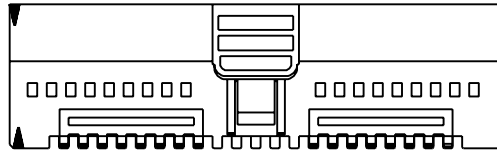
44 CKT.
22 CKT. DUAL
ROW - EVEN



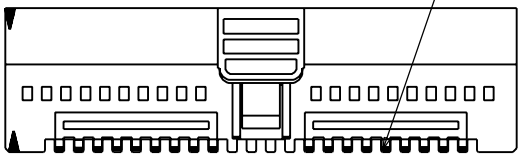
46 CKT.
23 CKT. DUAL
ROW - ODD



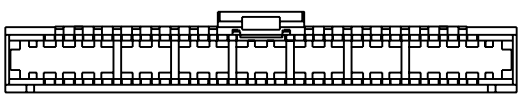
48 CKT.
24 CKT. DUAL
ROW - EVEN



50 CKT.
25 CKT. DUAL
ROW - ODD



CASTLES BETWEEN SUPPORT RIBS OPTIONAL (50 CIRCUIT ONLY)



LI	SEE SHEET I
L	SEE SHEET I
K	SEE SHEET I
J	SEE SHEET I

DIMENSIONS SHOWN (METRIC) INCH		▽ = 0		◂ = 0		REVISIONS	
UNLESS OTHERWISE SPECIFIED TOLERANCES ANGULAR ± 1/2°		REVISIONS					
		TITLE		MFG. SH.		REV.	
		DUAL ROW INTERIM CLIP .100 GRID		LTR.		REV. LTR.	
		MOLEX INCORPORATED U.S.A.		SHEET NO. 3		DATE 06/26/86	
		PART NO. SD-70013-0001-1050		DRWG. NO.		DIV. DP	
DRAWN BY: DJB		CHK'D BY: DB		FILE NAME: S70013X3.DWG		THIS DRAWING CONTAINS INFORMATION THAT IS PROPRIETARY TO MOLEX INC. AND SHOULD NOT BE USED WITHOUT WRITTEN PERMISSION.	
APP'D BY: WZ		SCALE: 2:1		SIZE: DP		C	