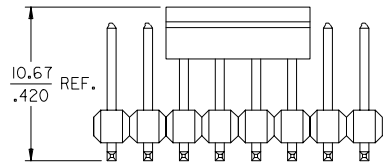
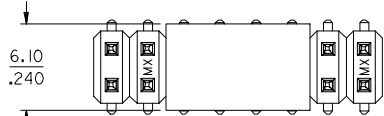
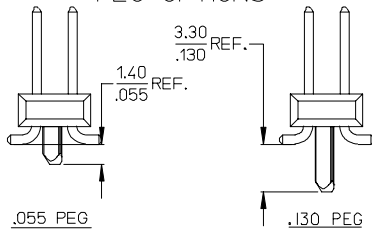


13 12 11 10 9 8 7 6 5 4 3 2 1

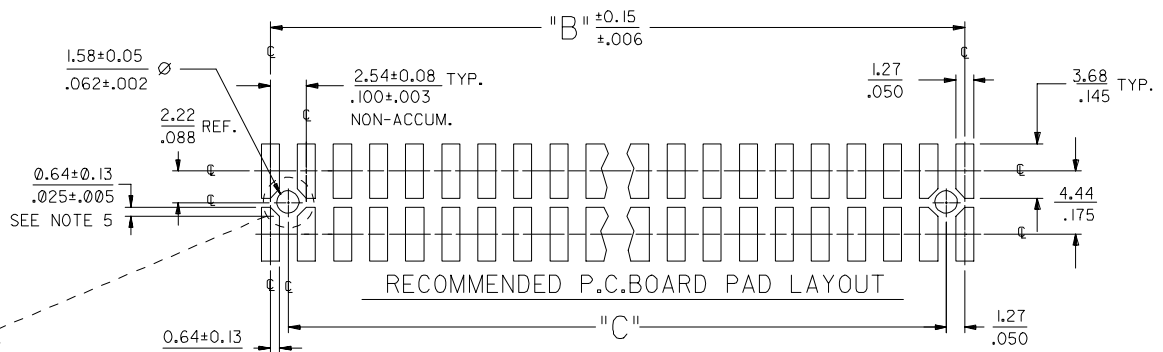
OPTIONAL PICK AND PLACE CAP
SEE NOTES 4 & 9.



PEG OPTIONS

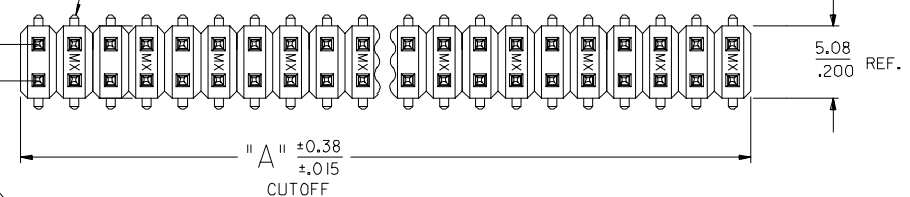


P.C. BOARD PAD LAYOUT AT ENDS FOR NO PEG VERSION.

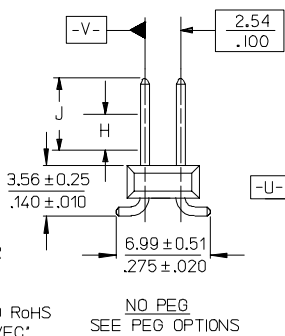


⌀0.50/0.20U|X FOR PARTS WITH PEGS
⌀0.50/0.20U|Y FOR PARTS WITHOUT PEGS

ROW "A"
ROW "B"



- NOTES:**
- MATERIALS: INSULATOR: GLASS FILLED LIQUID CRYSTAL POLYMER (LCP), UL94 V-0, COLOR: BLACK
TERMINAL: PHOSPHOR BRONZE
 - FINISH:
 - TIN - 0.00381/.000150 MINIMUM TIN OVER NICKEL OVERALL.
 - 15 GOLD - 0.00038/.000015 MINIMUM GOLD IN SELECT AREA OVER 0.00191/.000075 MINIMUM TIN IN SELECT AREA OVER NICKEL OVERALL.
 - 30 GOLD - 0.00076/.000030 MINIMUM GOLD IN SELECT AREA OVER 0.00191/.000075 MINIMUM TIN IN SELECT AREA OVER NICKEL OVERALL.
 - 50 GOLD - 0.00127/.000050 MINIMUM GOLD IN SELECT AREA OVER 0.00254/.000100 MINIMUM TIN IN SELECT AREA OVER NICKEL OVERALL.
 - * THE PRIMARY SHIPPING CARTON WILL BE LABELED "COMPLIANT TO RoHS DIRECTIVE 2002/95/EC AND ELV ANNEX II OF DIRECTIVE 2000/53/EC". CARTONS WITHOUT THIS LABEL MAY CONTAIN PRODUCT WITH LEAD.
 - PART TO CONFORM TO PS-71308.
 - PACKAGING (SEE CHARTS):
 - BULK: PER PK-70873-0353
 - TUBES: PER PK-70873-0041.
 - FOR 71308-82** IN TUBES: PER PK-70873-042.
 - PICK-N-PLACE: W/ VAC CAPS IN TUBES PER PK-70873-0691
 - TAPE AND REEL: WITH VAC CAPS PER PK-70873-0805.



- TYP. DIMENSIONS FOR LANDS SURROUNDING HOLES FOR RETENTION PEGS.
- PIN SOLDERABILITY PER MOLEX SPEC, ES-152.
- SEE SHEETS 2-5 FOR CHARTED DIMS., PART/EDP NO'S, AND VOIDED CIRCUITS.
- PIN PUSHOUT FORCE: 3 LBS. MINIMUM.
- PICK-N-PLACE CAPS WILL BE PLACED SO THAT VACUUM PICK UP AREA WILL BE IN CENTER OF PART.
- COPLANARITY FOR CIRCUIT SIZES UP TO 40 IS 0.15 MM/0.006 INCH. FOR CIRCUIT SIZES 42 AND LARGER, CONTACT MOLEX SALES DEPARTMENT.
- THIS PART CONFORMS TO CLASS B REQUIREMENTS OF COSMETIC SPECIFICATION PS-45499-002.

ADD 71308-6126 EC NO: UCP2007-2899 DRAWN:ADER 2007/05/14 CHKD:LSHMI DT 2007/05/15 APPR:FSM TH 2007/05/18 J4	DESCRIPTION QUALITY SYMBOLS =0 ∇=0	GENERAL TOLERANCES (UNLESS SPECIFIED)		DIMENSION STYLE MM/IN		SCALE 4:1	DESIGN UNITS INCH	THIRD ANGLE PROJECTION				
		4 PLACES ± --- ± ---	3 PLACES ± --- ±.005	2 PLACES ±0.13 ±.01	1 PLACE ±0.25 ± ---	ANGULAR ±1/2°	DRAWN BY KMS	DATE 10/15/1999	CHECKED BY KMS	DATE 10/15/1999	APPROVED BY KMS	DATE 10/15/1999
		DRAFT WHERE APPLICABLE MUST REMAIN WITHIN DIMENSIONS		SEE CHARTS		MATERIAL NO. DOCUMENT NO.		MOLEX INCORPORATED		SHEET NO. 1 OF 5		
		THIS DRAWING CONTAINS INFORMATION THAT IS PROPRIETARY TO MOLEX INCORPORATED AND SHOULD NOT BE USED WITHOUT WRITTEN PERMISSION										

5	J4
4	J1
3	J3
2	J1
1	J4
SHI REV.	

12 11 10 9 8 7 6 5 4 3 2 1

04
06
08
0
2
4
6
8
20
22
24
26
28
30
32
34
36
38
40
42
44
46
48
50
52
54
56
58
60
62
64
66
68
70
72
74
76
78
80
82
84
86
88
90
92
94
96
98
100

.200

04
06
08
0
2
4
6
8
20
22
24
26
28
30
32
34
36
38
40
42
44
46
48
50
52
54
56
58
60
62
64
66
68
70
72
74
76
78
80
82
84
86
88
90
92
94
96
98
100

0 5 9
0 5 9
0 5 9

