


.050" High Flex Life Cable

28 AWG Stranded, PVC

3319 Series



- Flex life of 100 million cycles at 1 3/4 inch diameter
- 19 strands of high strength copper alloy provide the longest flex life available for dynamic applications
- 28 AWG wire on .050 inch centers permits mass termination to a broad line of IDC connectors
- Zippable for branching or discrete termination

Date Modified: February 19, 1999

TS-0059-09
Sheet 1 of 2

19



Physical

Insulation

Material: Polyvinyl Chloride (PVC)
Color: Black

Marking

Standard: None

Canadian Option:  AWM 2651 105C 300V VW1 3M NU  AWM IA 105C 300V FT1
EU <50V

Conductors: 28 AWG 19 x 40 [19 x 0.079] Silver Plated Stranded Copper Alloy (89% Conductivity)

Electrical

Voltage Rating: USA: 300V Canada: 300V EU: <50V

Insulation Resistance: $> 1 \times 10^{10} \Omega/10 \text{ ft. [3m]}$

Characteristic Impedance Unbalanced: 107 Ω

Capacitance Unbalanced: 13.3 pF/ft. [43.6 pF/m]

Inductance Unbalanced: .15 $\mu\text{H/ft. [0.49 } \mu\text{H/m]}$

Propagation Delay Unbalanced: 1.42 ns/ft. [4.66 ns/m]

Velocity of Propagation Unbalanced: 72%

Note: Unbalanced is measured between ground-signal-ground conductors.

Environmental

Temperature Rating: -20°C to +105°C

Flammability Rating: USA: VW-1 Canada: FT1

UL File No.: E42769, Style No.: 2651

3M Interconnect Solutions Division

6801 River Place Blvd.
Austin, TX 78726-9000

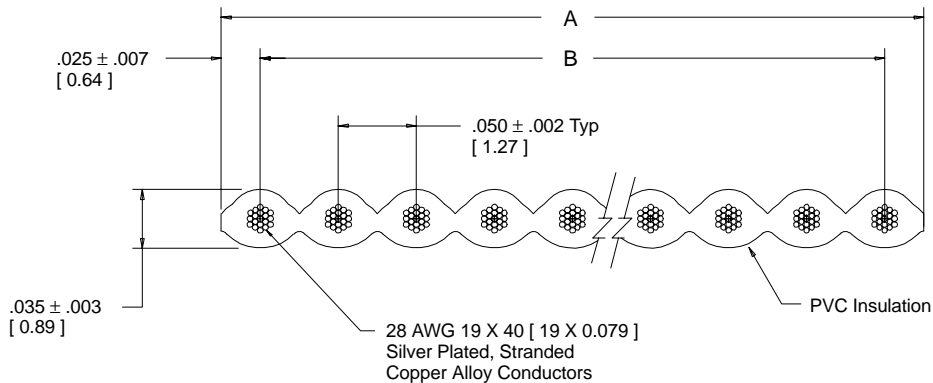
For technical, sales or ordering information call
800-225-5373

.050" High Flex Life Cable

28 AWG Stranded, PVC

3319 Series

Number of Conductors	3M Part Number	Dimension A	Dimension B
09	3319/09	0.450 ± .010 [11.43]	0.400 ± .007 [10.18]
10	3319/10	0.500 ± .010 [12.70]	0.450 ± .007 [11.43]
14	3319/14	0.700 ± .010 [17.78]	0.650 ± .007 [16.51]
15	3319/15	0.750 ± .010 [19.05]	0.700 ± .007 [17.78]
16	3319/16	0.800 ± .015 [20.32]	0.750 ± .011 [19.05]
20	3319/20	1.000 ± .015 [25.40]	0.950 ± .011 [24.13]
24	3319/24	1.200 ± .015 [30.48]	1.150 ± .011 [29.21]
25	3319/25	1.250 ± .015 [31.75]	1.200 ± .011 [30.48]
26	3319/26	1.300 ± .015 [33.02]	1.250 ± .011 [31.75]
30	3319/30	1.500 ± .020 [38.10]	1.450 ± .015 [36.83]
34	3319/34	1.700 ± .020 [43.18]	1.650 ± .015 [41.91]
36	3319/36	1.800 ± .020 [45.72]	1.750 ± .015 [44.45]
37	3319/37	1.850 ± .020 [46.99]	1.800 ± .015 [45.72]
40	3319/40	2.000 ± .020 [50.80]	1.950 ± .015 [49.53]
50	3319/50	2.500 ± .020 [63.50]	2.450 ± .015 [62.23]
60	3319/60	3.000 ± .020 [76.20]	2.950 ± .015 [74.93]
64	3319/64	3.200 ± .020 [81.28]	3.150 ± .015 [80.01]

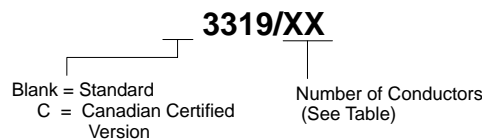


Inch [mm]			
Tolerance Unless Noted			
	.0	.00	.000
Inch	± .1	± .01	± .005

[] Dimensions for Reference only

Note: Red marking on one edge of cable designates wire #1.

Ordering Information



Note: Standard length is 100 ft/roll.

TS-0059-09
Sheet 2 of 2

3M Interconnect Solutions Division

6801 River Place Blvd.
Austin, TX 78726-9000

For technical, sales or ordering information call
800-225-5373