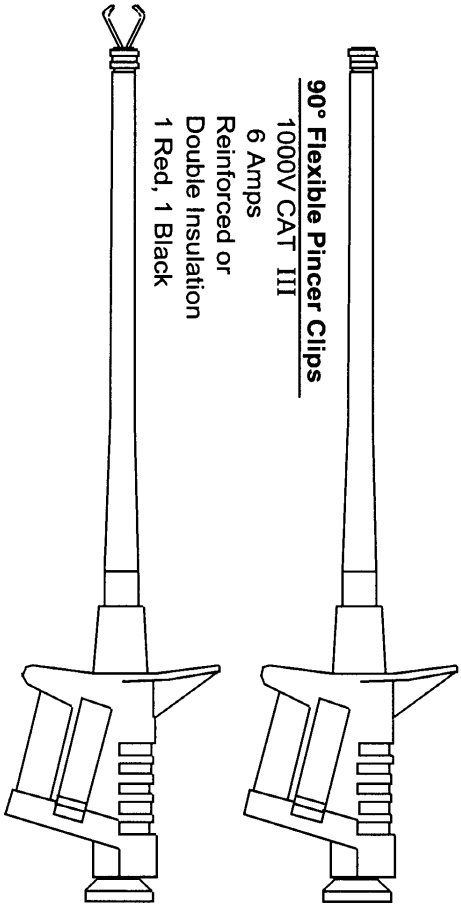


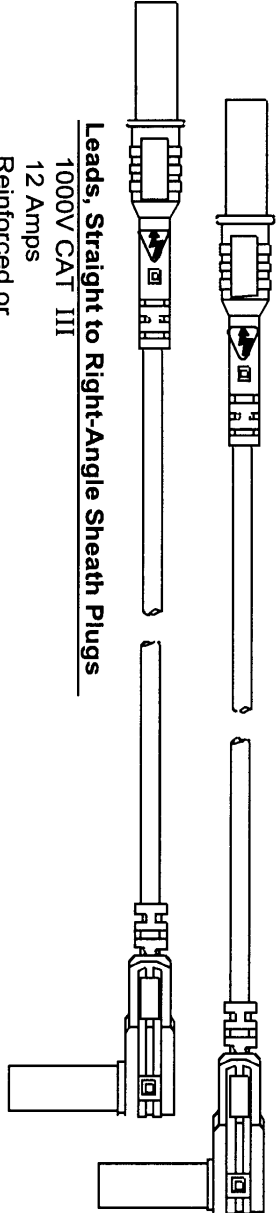
3421636

ALL RIGHTS RESERVED. NO PORTION OF THIS PUBLICATION, WHETHER IN WHOLE OR IN PART CAN BE REPRODUCED WITHOUT THE EXPRESS WRITTEN CONSENT OF SPC TECHNOLOGY.

REVISIONS		DOC. NO.	DATE	CHECKD	DATE	APPRVD	DATE
DCP #	REV	DESCRIPTION	DRAWN	DATE	CHECKD	DATE	DATE
615	A	RELEASED	JWM	6/23/00	JJC		DJC

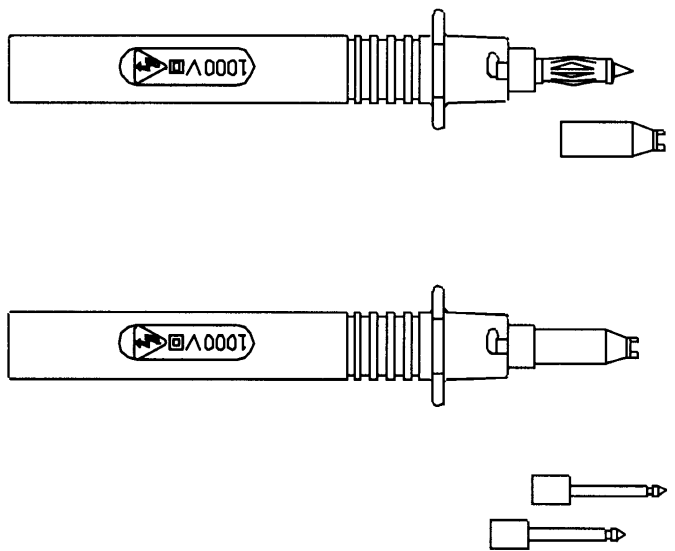


**90° Flexible Pincer Clips**  
 1000V CAT III  
 6 Amps  
 Reinforced or  
 Double Insulation  
 1 Red, 1 Black



**Leads, Straight to Right-Angle Sheath Plugs**  
 1000V CAT III  
 12 Amps  
 Reinforced or  
 Double Insulation  
 1 Red, 1 Black

Packaged in Clear Poly Bag



**Probe Bodies w/ Replacement Tips & IC Caps**  
 1000V CAT III  
 12 Amps  
 Reinforced or  
 Double Insulation  
 1 Red, 1 Black



DISCLAIMER  
 ALL DIMENSIONS AND TECHNICAL INFORMATION CONTAINED HEREIN ARE BASED UPON INFORMATION AND/OR TESTS YET BELIEVE TO BE ACCURATE AND RELIABLE. SINCE CONDITIONS OF USE ARE UNPREDICTABLE, THE USER ASSUMES ALL LIABILITY FOR THE PROPER USE OF THE PRODUCT FOR THE INTENDED USE AND ASSUMES ALL RISK AND LIABILITY WHATSOEVER IN CONNECTION THEREWITH.

UNLESS OTHERWISE SPECIFIED, DIMENSIONS ARE FOR REFERENCE PURPOSES ONLY.

SPC-F005.DWG

DRAWN BY:	DATE:
Jeff McVickar	6/23/00
CHECKED BY:	DATE:
JOHN COLE	
APPROVED BY:	DATE:
Daniel Carey	

DRAWING TITLE:		SCALE:		SHEET:	
Basic DMM Probe Kit		NTS		1 OF 1	
SIZE	DWG. NO.	U.O.M.: INCHES [mm]	ELECTRONIC FILE	REV	
A	76-081		16F7740.dwg	A	