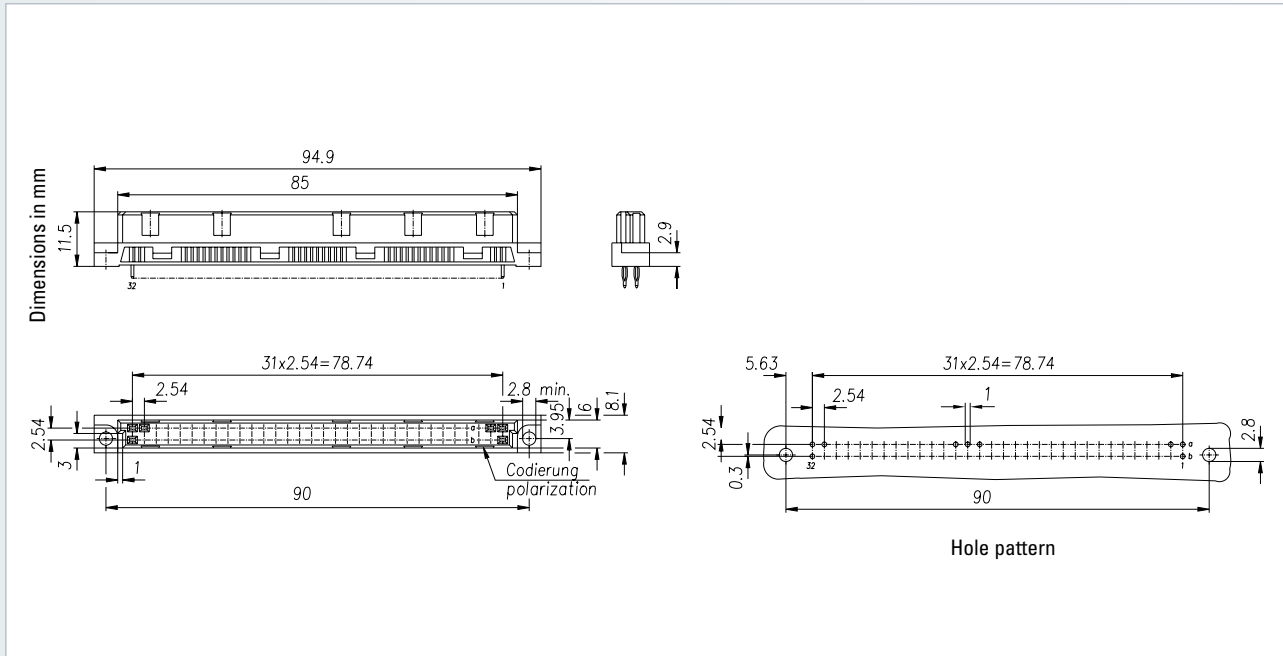
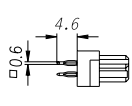
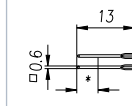
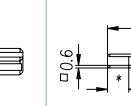
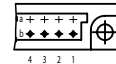
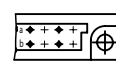
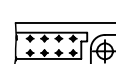


Connectors according to DIN 41612 / IEC 60603-2


Type B

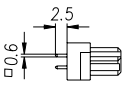
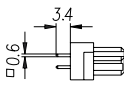
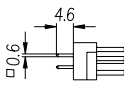
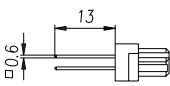
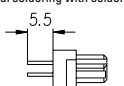
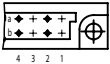

Female connector



No. of contacts	Contact arrangement	Press-fit technology – Performance level II		
		Termination length		
				
Part number				
32		302-63014-02	302-65015-03	302-65016-04
32		102-63024-xx	102-65025-xx	102-65026-xx
64		302-63064-02	302-65065-03	302-65066-04

Accessories – Press-fit tool (see page 208) – Support tool (see page 209) – Coding accessories (see page 160)	On request – Performance levels I + III or customer-specific – Special contact length – Alternative surface Sn, e.g. for WireWrap	Options – Without flange – Contact arrangement (see page 162)
Note – * Rear mating zone Ni, Au	Ordering note Only for 102 – PCB 1.5 to 2.0 mm = xxx-xxxx-01 termination length = 3.2 mm – PCB 2.0 to 2.8 mm = xxx-xxxx-02 termination length = 4.6 mm – PCB > 2.8 mm = xxx-xxxx-03 termination length = 4.6 mm	Cross reference – Type B with IDC (see page 156)



No. of contacts	Contact arrangement	Solder technology – Performance level II				
		Termination length				
						
Part number						
32		102-40024	–	–	102-40026	102-40044
64		302-40064-05	302-40064-01	302-40064-02	302-40065-03	102-40074

<p>Accessories</p> <ul style="list-style-type: none"> – Coding accessories (see page 160) 	<p>On request</p> <ul style="list-style-type: none"> – Performance levels I + III or customer-specific – Special contact length – Also in THTR 	<p>Options</p> <ul style="list-style-type: none"> – Board lock (see page 159) – Contact arrangement (see page 162)
<p>Cross reference</p> <ul style="list-style-type: none"> – Type B with IDC (see page 156) 		