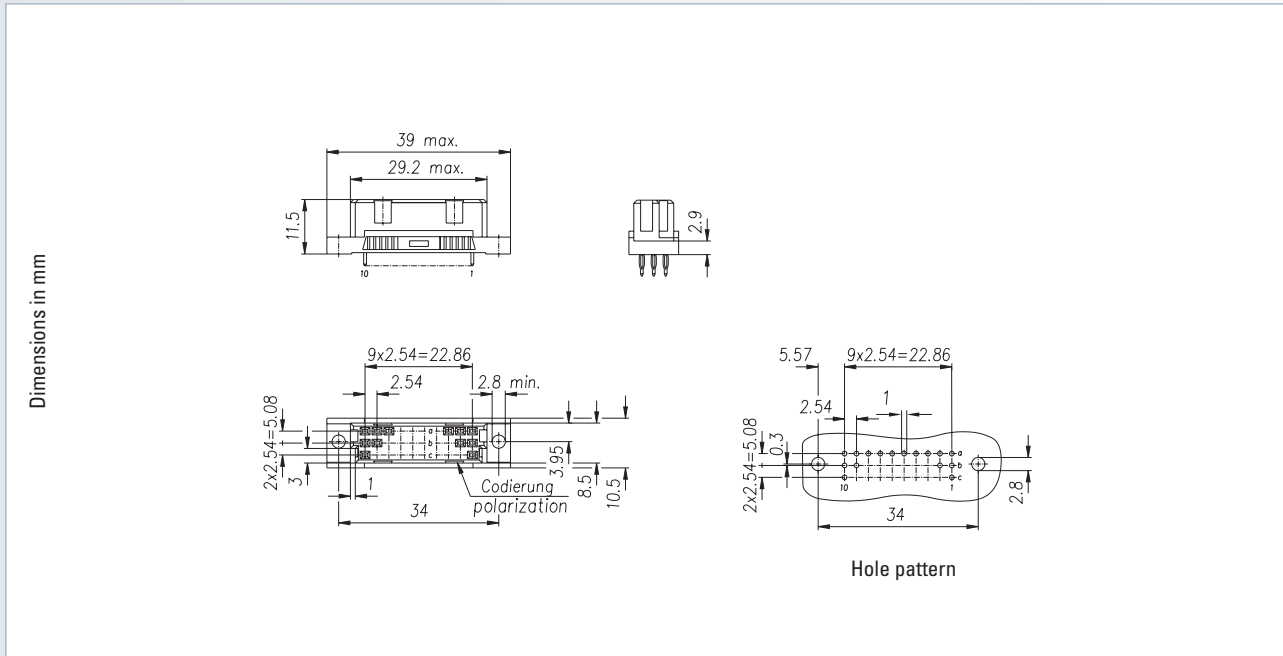
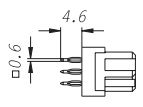
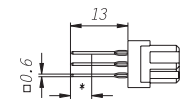
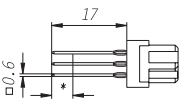
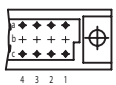
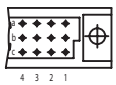


Connectors according to DIN 41612 / IEC 60603-2

Type C/3

Female connector



No. of contacts	Contact arrangement	Press-fit technology – Performance level II		
		Termination length		
				
Part number				
20		304-68004-02	304-78006-03	304-78106-04
30		304-68014-02	304-78016-03	304-78116-04

Accessories

- Press-fit tool (see page 208)
- Support tool (see page 209)
- Coding accessories (see page 160)

On request


- Performance levels I + III or customer-specific
- Special contact length
- Alternative surface Sn, e.g. for WireWrap

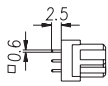
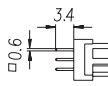
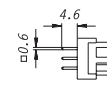
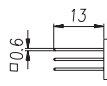
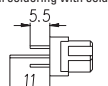
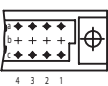
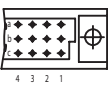
Options

- Without flange
- Contact arrangement (see page 162)

Note

- * Rear mating zone Ni, Au



No. of contacts	Contact arrangement	Solder technology – Performance level II				
		Termination length				
						Manual soldering with solder lug 
Part number						
20		304-80014-05	304-80014-01	304-80014-02	304-80016-03	104-80035
30		304-80064-05	304-80064-01	304-80064-02	304-80066-03	104-80075

<p>Accessories</p> <ul style="list-style-type: none"> – Coding accessories (see page 160) 	<p>On request</p> <ul style="list-style-type: none"> – Performance levels I + III or customer-specific – Special contact length – Also in THTR 	<p>Options</p> <ul style="list-style-type: none"> – Board lock (see page 159) – Contact arrangement (see page 162)
---	--	---