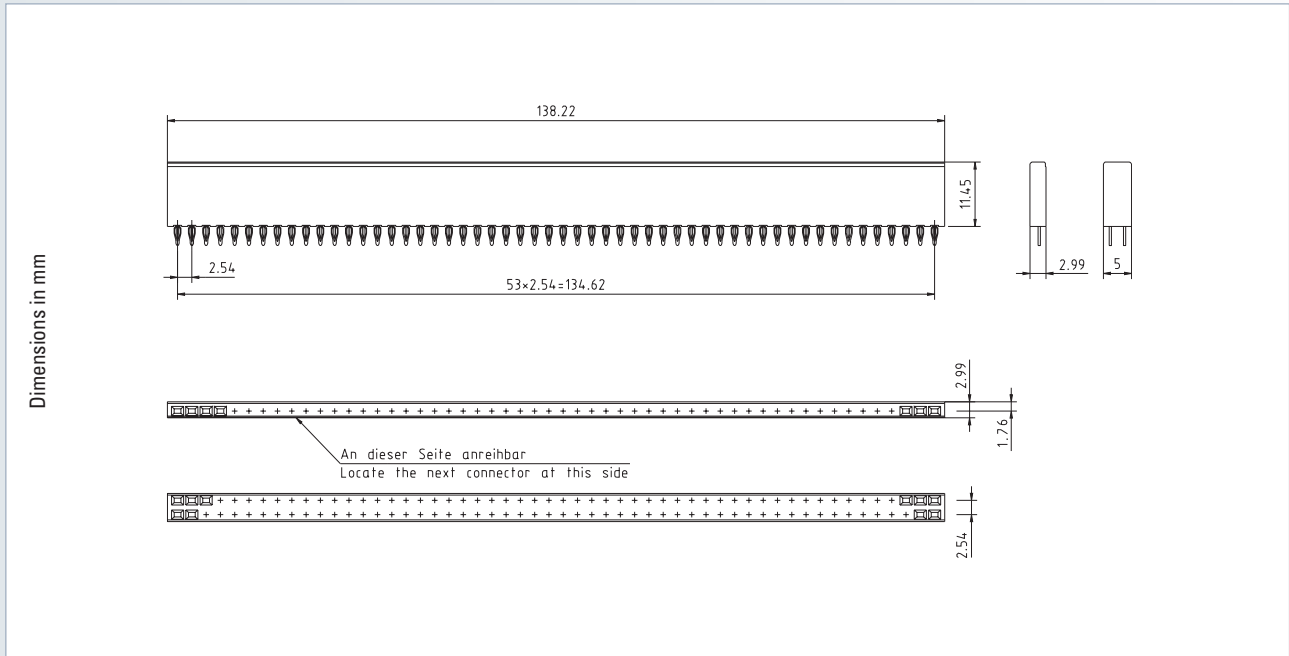
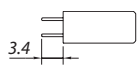
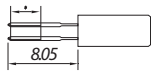
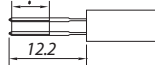
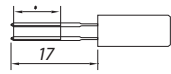


# PC/104, PC/104-Plus, VarPol connector


## VarPol connectors

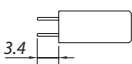
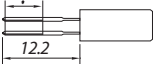
Female connector



No. of contacts		Perform-ance level	Press-fit technology			
			Termination length			
						
Part number						
max. 54	1-row	II	961-60nn6-03	961-60nn6-07	961-60nn6-12	961-60nn6-17
		III	961-60nn2-03	961-60nn2-07	961-60nn2-12	961-60nn2-17
max. 108	2-row	II	962-60nn6-03	962-60nn6-07	962-60nn6-12	962-60nn6-17
		III	962-60nn2-03	962-60nn2-07	962-60nn2-12	962-60nn2-17

<b>Accessories</b> <ul style="list-style-type: none"> <li>– 2-row guide block 962-17nn2/1 (see page 174)</li> <li>– Press-fit tool (see page 214)</li> <li>– Support tool (see page 215)</li> </ul>	<b>Note</b> <ul style="list-style-type: none"> <li>– * Plug-in zone Ni, Au</li> <li>– nn = no. of contacts/row</li> </ul>	<b>Ordering note</b> <p>Example for female connector: 2-row, 100 contacts performance level II, post length 3.4 mm</p> <p>Example for guide block: 2-row, 100 contacts</p>	<b>962-60506-03</b> <b>962-17502/1</b>
---	---	--	---



No. of contacts		Performance level	Solder technology	
			Termination length	
				
Part number				
max. 54	1-row	II	961-40nn6-03	961-40nn6-12
		III	961-40nn2-03	961-40nn2-12
max. 108	2-row	II	962-40nn6-03	962-40nn6-12
		III	962-40nn2-03	962-40nn2-12

<p><b>Note</b>          – nn = no. of contacts/row</p>	<p><b>Ordering note</b>          Example for female connector: 2-row,          100 contacts performance level II,          post length 3.4 mm</p> <p style="text-align: right;"><b>962-40506-03</b></p>
--	---