NO	DESCRIPTION	DATE
1	ADD STRIPPING DIMENSION BACKGROUND FORMAT UPDATED	03.02.10'

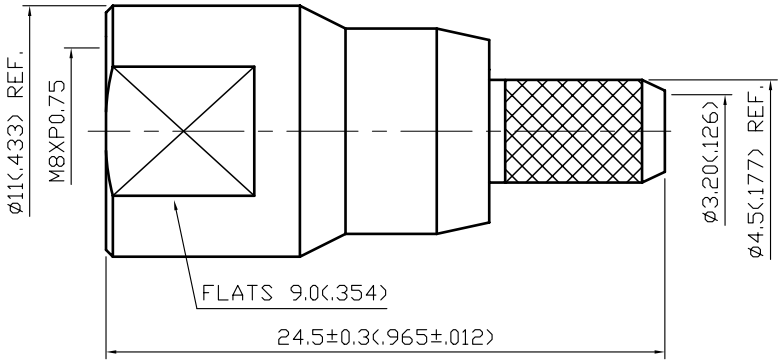

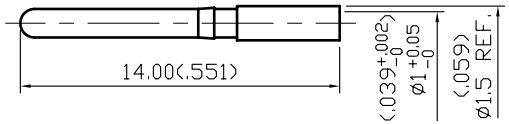

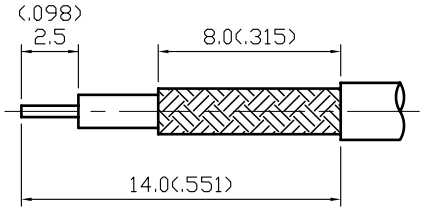

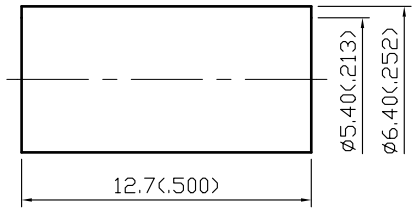

1 STRIPPING DIMENSION

1.0 ELECTRICAL

1.1 FREQUENCY RANGE: DC–900 MHz
1.2 NOMINAL IMPEDANCE: 50 OHM

2.0 MATERIALS

2.1 BODIES: BRASS PER JIS–C3604
2.2 CENTER CONTACT: BRASS PER JIS–C3604
2.3 INSULATION: TEFLON PER ASTM D1457 AND ASTM D1710
2.4 CRIMP FERRULE: BRASS PER JIS–C2700

3.0 FINISHES AND OTHERS

3.1 SEE BELOW TABLE FOR DETAILS.

4.0 MECHANICAL

4.1 FOR USE WITH RG58U OR SIMILAR STYLE CABLE
4.2 CABLE ATTACHMENT: OUTER: CRIMP, INNER: CRIMP
4.3 CRIMP SIZE REQUIRED: CONTACT: 1.06(.042) SQ. CRIMP TOOL
FERRULE: 5.5(.215) HEX. CRIMP TOOL

5.0 ENVIRONMENTAL

5.1 OPERATING TEMPERATURE RANGE: –55° C TO +125° C

NO	DESCRIPTION	MATERIAL	Q'TY	FINISH
5	CRIMP FERRULE	BRASS	1	NICKEL
4	CENTER CONTACT	BRASS	1	GOLD
3	CHASSIS	BRASS	1	NICKEL 100μ" MIN.
2	INSULATION	TEFLON	1	NONE
1	BODY	BRASS	1	NICKEL 100μ" MIN.

APPROVED by _____ DATE: _____

DESCRIPTION	FME STRAIGHT PLUG CRIMP								
製圖	DRAWN: Yoko	TOLERANCE		品名 TITLE	23-07-5 T.G.N 58U (50Ω) \RoHS COMPLIANT	日期	DATE 12.20.02'	版次	REV. A-1
		.X	±0.2						
檢圖	CHECK: Jacky	.XX	±0.1	單位	UNIT mm(in)	DWG.NO.	23-0099		
認定	APPROVAL: Lewis	.XXX	±0.05	比例	SCALE 4:1	佳楠精密電子股份有限公司 CHIN NAN PRECISION ELECTRONICS CO.,LTD.			
		ANGLE	±5°						