



HRS3T Relay



No.50075616



CQC02001001297



1.COIL DATA

1-1.Nominal Voltage	3,5,6,9,12,18,24,48VDC
1-2.Nominal Voltage	Refer to Coil Data Chart
1-3.Operate Voltage	Refer to Coil Data Chart
1-4.Release Voltage	Refer to Coil Data Chart
1-5.Nominal Power	200mW、450mW

2.CONTACT DATA

2-1.Contact Form	A-1 Form A,C-1 Form C
2-2.Contact Material	Ag Alloy
2-3.Contact Rating	1A:10A 125VAC , 5A 250VAC/30VDC(Standard) 1C:NO/NC:5A/3A 250VAC/30VDC(Standard)
2-4.Max.Switching Voltage	250VAC/30VDC
2-5.Max.Switching Current	10A
2-6.Max.Switching Power	1,250VA,150W
2-7.Min.Switching Load	5VDC,100mA
2-8.Contact Resistance	Max 100mΩ (6VDC 1A)
2-9.Life	
Electrical	100,000 operations
Mechanical	10,000,000 operations

3.GENERAL DATA

3-1.Insulation Resistance	Min.1000MΩ 500VDC
3-2.Dielectric Strength	1,000VAC,1 Min between open contacts A: 3,500VAC,1 min between coil and contacts C: 2,500VAC,1 min between coil and contacts
3-3.Operate Time	Max.8ms
3-4.Release Time	Max.5ms
3-5.Operate Temperature	-40 ~ +70°C
3-6.Shock Resistance	
Endurance	1,000m/s ²
Misoperation	100m/s ²
3-7.Vibration Resistance	
Endurance	10 ~ 55Hz,1.5mm double amplitude
Misoperation	10 ~ 55Hz,1.5mm double amplitude
3-8.Humidity	35% ~ 95%RH,+40°C
3-9.Weight	Approximately 7g
3-10.Safety	TUV NO.50075616 CQC NO.02001001297

4.ORDER CODE

HRS3T H - S - DC5V - A

CONTACT FORM

A- 1 Form A

C- 1 Form C

COIL VOLTAGE

DC3V,DC5V,DC6V,DC9V,DC12V,DC24V,DC48V

ENCLOSURE

S - Plastic Sealed Type

COIL POWER

H-High Sensitivity(200mW)

NIL-Standard(450mW)

RELAY MODEL

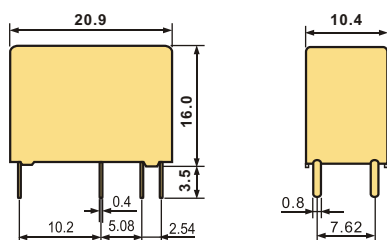
5.COIL DATA CHART

20°C

Model	Nominal Voltage VDC	Coil Resistance Ω +/-10%	Operate Voltage \leq VDC	Release Voltage \geq VDC	Coil Power mW
HRS3T-(S)-DC3V	3	20	2.25	0.3	450
HRS3T-(S)-DC5V	5	55	3.75	0.5	
HRS3T-(S)-DC6V	6	80	4.5	0.6	
HRS3T-(S)-DC9V	9	180	6.75	0.9	
HRS3T-(S)-DC12V	12	320	9.0	1.2	
HRS3T-(S)-DC18V	18	720	13.5	1.8	
HRS3T-(S)-DC24V	24	1280	18.0	2.4	
HRS3T-(S)-DC48V	48	5120	36.0	4.8	
HRS3TH-(S)-DC3V	3	45	2.25	0.3	200
HRS3TH-(S)-DC5V	5	125	3.75	0.5	
HRS3TH-(S)-DC6V	6	180	4.5	0.6	
HRS3TH-(S)-DC9V	9	405	6.75	0.9	
HRS3TH-(S)-DC12V	12	720	9.0	1.2	
HRS3TH-(S)-DC18V	18	1620	13.5	1.8	
HRS3TH-(S)-DC24V	24	2880	18.0	2.4	

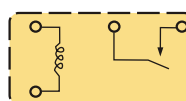
6.DIMENSIONS (mm)

Dimensions

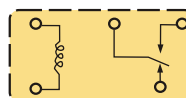


Wiring Diagrams

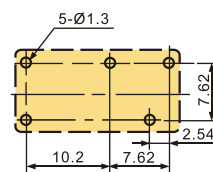
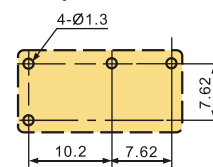
1A



1C

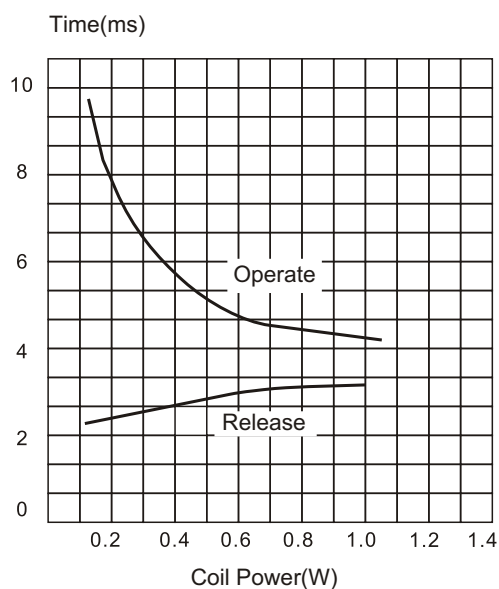


Mounting Hole Layout

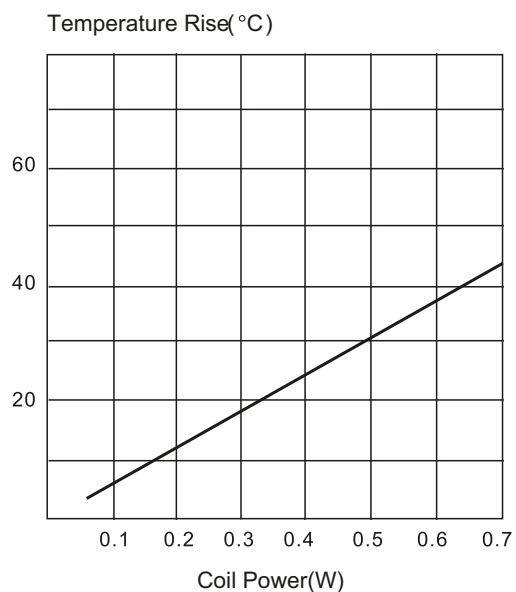


7.HRS3T CHARACTERISTIC CHART DATA

Timing



Coil Temperature Rise



Life Curves

