



HRM
Relay



519947



241303-1



P06206193



313776-01



No.50062740



140007



1063016



E164730



CQC02001001670



1.COIL DATA

1-1.Nominal Voltage	3,5,6,9,12,24,48VDC
1-2.Coil Resistance	Refer to Coil Data Chart
1-3.Operate Voltage	Refer to Coil Data Chart
1-4.Release Voltage	Refer to Coil Data Chart
1-5.Nominal Power	540mW、720mW

2.CONTACT DATA

2-1.Contact Form	A-1 Form A ,C-1 Form C
2-2.Contact Material	Ag Alloy
2-3.Contact Rating	Resistive:10A 250VAC/30VDC,TV-5 Inductive:5A 240VAC(COS Φ=0.4)
2-4.Max.Switching Voltage	250VAC/30VDC
2-5.Max.Switching Current	10A
2-6.Max.Switching Power	2,500VA,300W
2-7.Min.Switching Load	5VDC,100mA
2-8.Contact Resistance	Max 100mΩ (6VDC 1A)
2-9.Life	
Electrical	100,000 operations 50,000 operations(COS Φ=0.4,L/R=7ms)
Mechanical	10,000,000 operations

3.GENERAL DATA

3-1.Insulation Resistance	Min.1000M Ω 500VDC
3-2.Dielectric Strength	1,000VAC,1 min between open contacts 4,000VAC,1 min between coil and contacts
3-3.Operate Time	Max.15ms
3-4.Release Time	Max.8ms
3-5.Operate Temperature	-30 ~ +55℃(720mW) -30 ~ +70℃(540mW)
3-6.Shock Resistance	
Endurance	1,000m/s ²
Misoperation	100m/s ²
3-7.Vibration Resistance	
Endurance	10 ~ 55Hz,1.5mm double amplitude
Misoperation	10 ~ 55Hz,1.5mm double amplitude
3-8.Humidity	35% ~ 95%RH,+40℃
3-9.Weight	Approximately 13g
3-10.Safety	UL NO.E164730 TUV NO.50062740 VDE NO.140007 CSA NO.1063016(LR 109368) CQC NO.02001001670 SEMKO NO.519947



HRM
Relay



519947



241303-1



P06206193



313776-01



No.50062740



140007



1063016



E164730

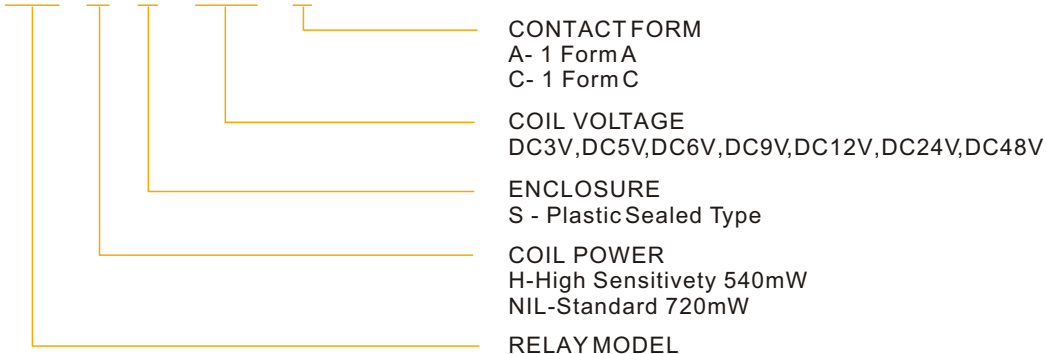


CQC02001001670



4.ORDER CODE

HRM H - S - DC5V - A

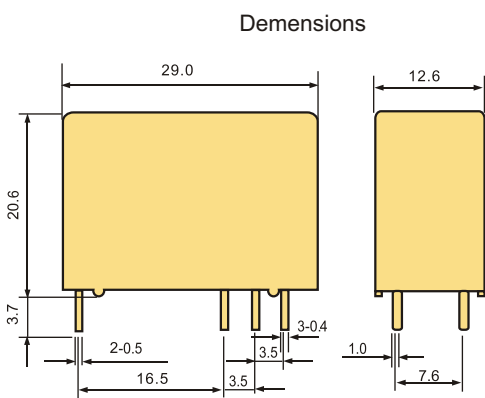


5.COIL DATA CHART

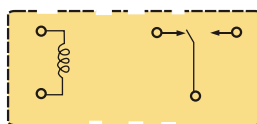
20°C

Model	Nominal Voltage VDC	Coil Resistance Ω +/-10%	Operate Voltage \leq VDC	Release Voltage \geq VDC	Coil Power mW
HRM-(S)-DC3V	3	12.5	2.25	0.3	720
HRM-(S)-DC5V	5	35	3.75	0.5	
HRM-(S)-DC6V	6	50	4.50	0.6	
HRM-(S)-DC9V	9	112.5	6.75	0.9	
HRM-(S)-DC12V	12	200	9.0	1.2	
HRM-(S)-DC24V	24	800	18.0	2.4	
HRM-(S)-DC48V	48	3200	36.0	4.8	
HRMH-(S)-DC3V	3	17	2.25	0.3	540
HRMH-(S)-DC5V	5	46	3.75	0.5	
HRMH-(S)-DC6V	6	67	4.50	0.6	
HRMH-(S)-DC9V	9	150	6.75	0.9	
HRMH-(S)-DC12V	12	267	9.0	1.2	
HRMH-(S)-DC24V	24	1067	18.0	2.4	
HRMH-(S)-DC48V	48	4267	36.0	4.8	

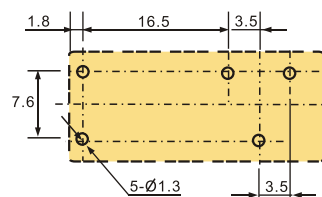
6.DIMENSIONS (mm)



Wiring Diagrams (Bottom View)



Mounting Hole Layout(Bottom View)



7.HRM CHARACTERISTIC CHART DATA

