




# HRM1 Relay




  
 No.50062823 1063015 E164730 CQC02001001304



## 1.COIL DATA

1-1.Nominal Voltage	3,5,6,9,12,24,48VDC
1-2.Coil Resistance	Refer to Coil Data Chart
1-3.Operate Voltage	Refer to Coil Data Chart
1-4.Release Voltage	Refer to Coil Data Chart
1-5.Nominal Power	540mW、720mW

## 2.CONTACT DATA

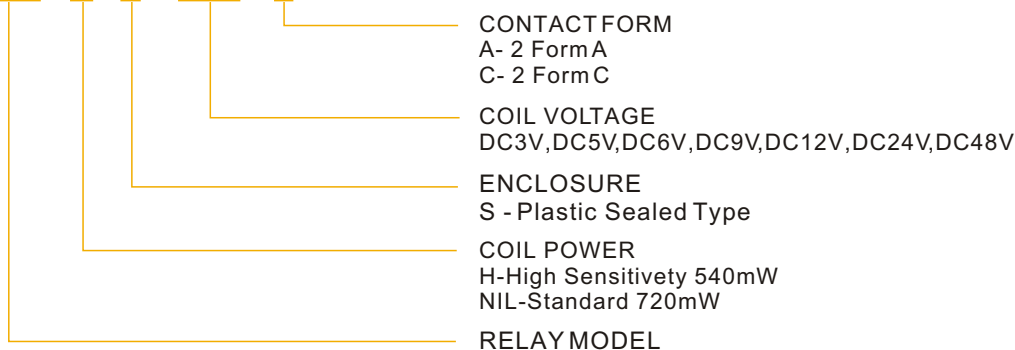
2-1.Contact Form	A-2 Form A ,C-2 Form C
2-2.Contact Material	Ag Alloy
2-3.Contact Rating	Resistive:5A 250VAC/24VDC,TV-5 Inductive:5A 250VAC/24VDC(COS Φ=0.4,L/R=7ms)
2-4.Max.Switching Voltage	250VAC/24VDC
2-5.Max.Switching Current	5A
2-6.Max.Switching Power	1,250VA,120W
2-7.Min.Switching Load	5VDC,100mA
2-8.Contact Resistance	Max 100mΩ(6VDC 1A)
2-9.Life	
Electrical (standard)	100,000 operations 20,000 operations(COS Φ=0.4,L/R=7ms)
Mechanical	10,000,000 operations

## 3.GENERAL DATA

3-1.Insulation Resistance	Min.1000M Ω 500VDC
3-2.Dielectric Strength	1,000VAC,1 min between open contacts 4,000VAC,1 min between coil and contacts
3-3.Operate Time	Max.15ms
3-4.Release Time	Max.8ms
3-5.Operate Temperature	-30 ~ +55℃(720mW) -30 ~ +70℃(540mW)
3-6.Shock Resistance	
Endurance	1,000m/s <sup>2</sup>
Misoperation	100m/s <sup>2</sup>
3-7.Vibration Resistance	
Endurance	10 ~ 55Hz,1.5mm double amplitude
Misoperation	10 ~ 55Hz,1.5mm double amplitude
3-8.Humidity	35% ~ 95%RH,+40℃
3-9.Weight	Approximately 13g
3-10.Safety	UL NO.E164730 TUV NO.50062823 VDE NO.140007 CSA NO.1063015(LR 106040) CQC NO.02001001304

#### 4. ORDER CODE

HRM1 H - S - DC5V - A

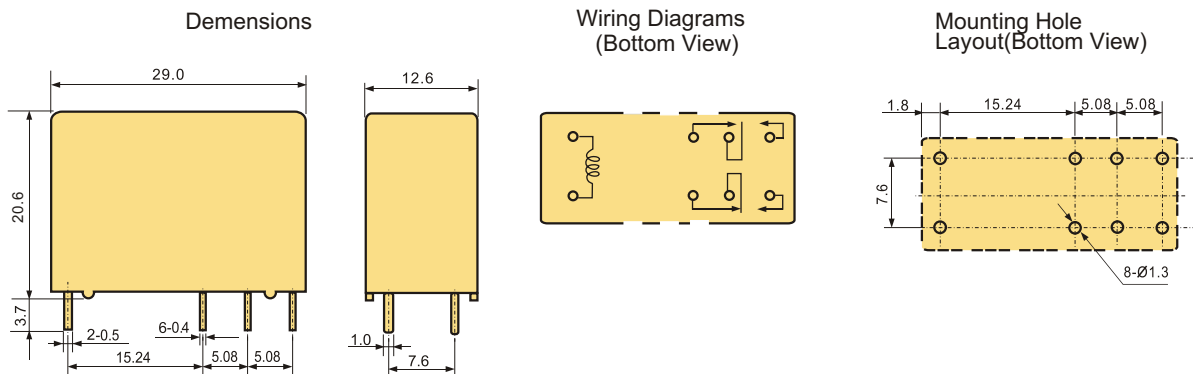


#### 5. COIL DATA CHART

20°C

Model	Nominal Voltage VDC	Coil Resistance $\Omega$ +/-10%	Operate Voltage $\leq$ VDC	Release Voltage $\geq$ VDC	Coil Power mW
HRM1-(S)-DC3V	3	12.5	2.25	0.3	720
HRM1-(S)-DC5V	5	35	3.75	0.5	
HRM1-(S)-DC6V	6	50	4.50	0.6	
HRM1-(S)-DC9V	9	112.5	6.75	0.9	
HRM1-(S)-DC12V	12	200	9.0	1.2	
HRM1-(S)-DC24V	24	800	18.0	2.4	
HRM1-(S)-DC48V	48	3200	36.0	4.8	
HRM1H-(S)-DC3V	3	17	2.25	0.3	540
HRM1H-(S)-DC5V	5	46	3.75	0.5	
HRM1H-(S)-DC6V	6	67	4.50	0.6	
HRM1H-(S)-DC9V	9	150	6.75	0.9	
HRM1H-(S)-DC12V	12	267	9.0	1.2	
HRM1H-(S)-DC24V	24	1067	18.0	2.4	
HRM1H-(S)-DC48V	48	4267	36.0	4.8	

#### 6. DIMENSIONS ( mm )



7.HRM1 CHARACTERISTIC CHART DATA

