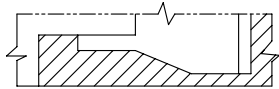
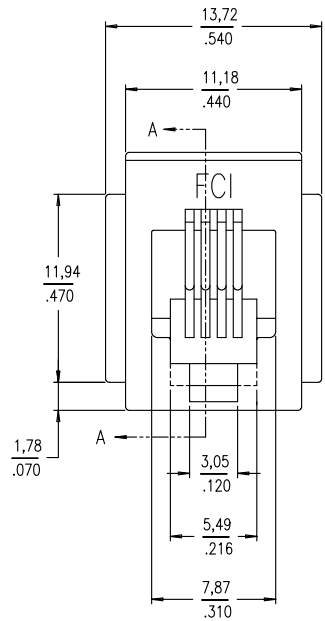
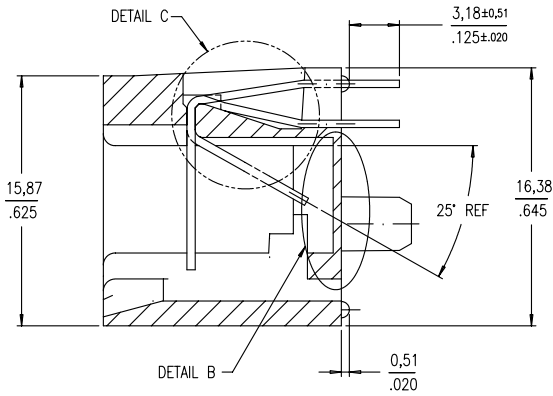
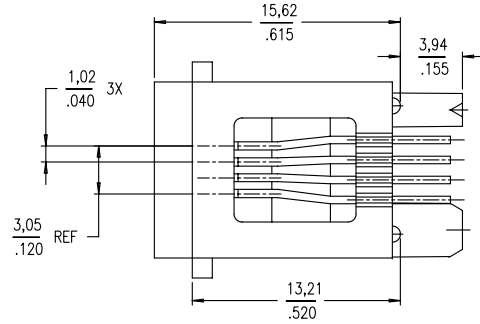


Tous droits strictement reserves. Reproduction ou communication a des tiers interdite sous quelque forme que ce soit sans autorisation écrite du propriétaire. Propriété de © FCI ELECTRONICS. Droits de reproduction FCI ELECTRONICS INC.

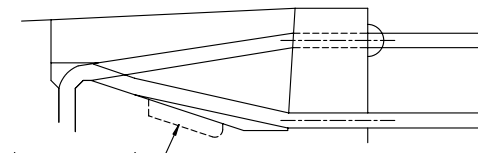
All rights strictly reserved. Reproduction or issue to third parties in any form whatever is not permitted without written authority from the proprietor. Copyright FCI ELECTRONICS INC. Property of © FCI ELECTRONICS



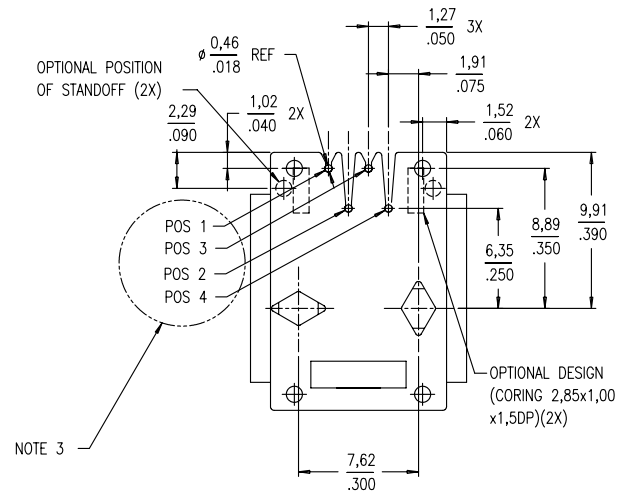
DETAIL B -90° ROTATED  
(OPTIONAL DESIGN  
BERG TAIWAN ONLY)



SECTION A-A



DETAIL C



NOTE 3

mat'l. code		tolerances unless otherwise specified		CUSTOMER COPY		<b>Electronics</b> www.fciconnect.com	
ltr	ecn no	dr	date	.X ±.30	projection	title	
L	V70900	BOB M	06/04/97	.XX ±.13		4 POS VERTICAL	
M	T70458	CL	10/21/97	.XXX ±.05		P.C.B. MOD JACK ASSY	
N	S90142	JSR	10/4/99	0° ±2°	product family	MOD JACK	code
P	N05-0002	YS	01/06/05		size	dwg no	—
		dr	CATHY LIN	10/21/97	mm		
		engr	TONY CHIEN	10/21/97	scale		
		chr	TONY CHIEN	10/21/97	3:1		
		appd	JENN TSAO	10/21/97		A3	69253
sheet index	revision sheet	P	P				sheet 1 of 2
		1	2				

cage code  
22526

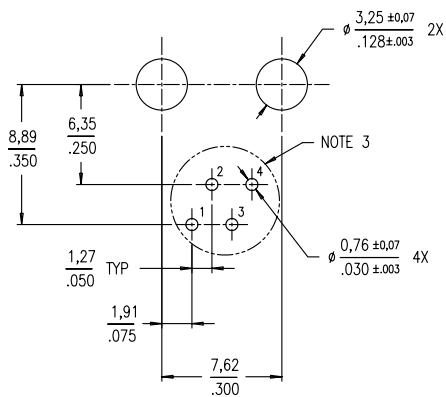
Tous droits strictement réservés. Reproduction ou communication a des tiers interdite sous quelque forme que ce soit sans autorisation écrite du propriétaire.  
 Property of © FCI ELECTRONICS. Copyright © FCI ELECTRONICS INC. Droits de reproduction FCI ELECTRONICS INC.

All rights strictly reserved. Reproduction or issue to third parties in any form whatever is not permitted without written authority from the proprietor.  
 Property of © FCI ELECTRONICS. Copyright © FCI ELECTRONICS INC.



PRODUCT NO.	POSITIONS LOADED	CONTACT PLATING	HOUSING COLOR	NOTES
69253-001 -001LF	ALL	30u" GXT	BLACK	-
-002 -002LF	ALL	30u" /0,76u Au	BLACK	-
-003 -003LF	ALL	30u" GXT	BLACK	NOTE 1
-004 -004LF	ALL	50u" /1,27u Au	BLACK	-
-005 -005LF	ALL	30u" GXT	GREY	-
-006 -006LF	ALL	15u" GXT	BLACK	-

LEAD FREE PRODUCT NO.



BOARD LAYOUT  
VIEWED FROM TOP

NOTE :

- ① SPECIAL PACKAGING.
- 2 GXT IS 0,76um / 30u" OR 0,28um / 15u" MIN GXT WITH Au FLASH OVER 1,27um / 50u" MIN Ni.
- ③ THIS PIN NUMBERING IS OPPOSITE TO FCC, PART 68, SUBPART F REQUIREMENTS.
- 4 THIS PRODUCT MEETS EUROPEAN UNION DIRECTIVES AND OTHER COUNTRY REGULATIONS AS DESCRIBED IN GS-22-008.
- 5 THE HOUSING WILL WITHSTAND EXPOSURE TO 260°C PEAK TEMPERATURE FOR 10 SECONDS IN A WAVE SOLDER APPLICATION WITH A 1.6mm MINIMUM THICK CIRCUIT BOARD.
- 6 IF LF P/N PACKAGING MEETS GS-14-920 SPECIFICATION.

mat'l. code		tolerances unless otherwise specified		CUSTOMER COPY	<b>Electronics</b> www.fciconnect.com	
ltr	ecn no	dr	date	linear	projection	title
P				.X ±.30 .XX ±.13 .XXX ±.05		4 POS VERTICAL P.C.B. MOD JACK ASSY
				angles 0° ±2'		product family MOD JACK code -
		dr	CATHY LIN	10/21/97	mm	size dwg no
		enfr	TONY CHIEN	10/21/97	3:1	69253
		chr	TONY CHIEN	10/21/97		sheet 2 of 2
		appd	JENN TSAO	10/21/97		
sheet index	revision sheet					