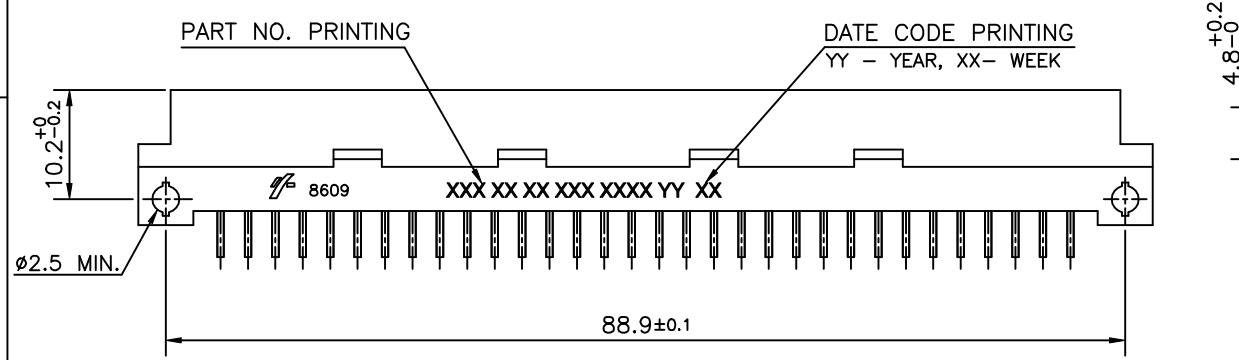
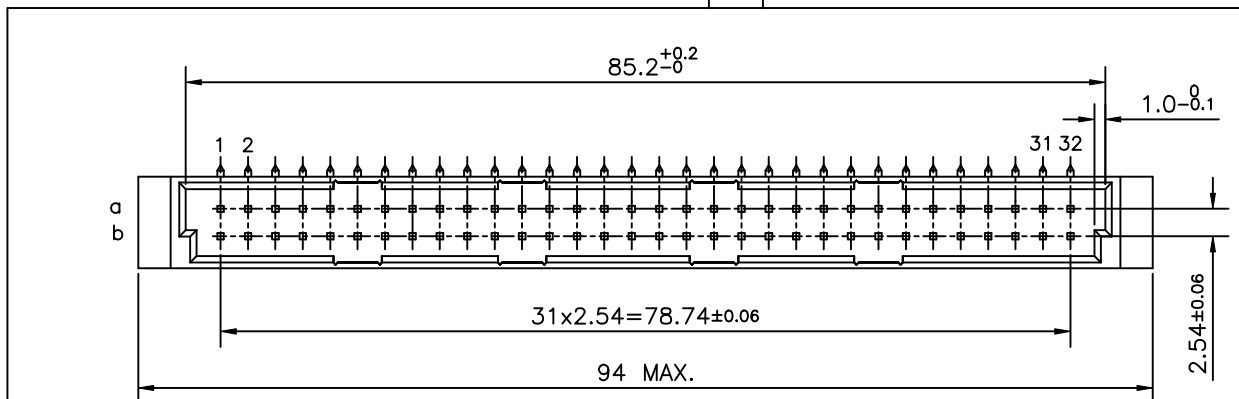
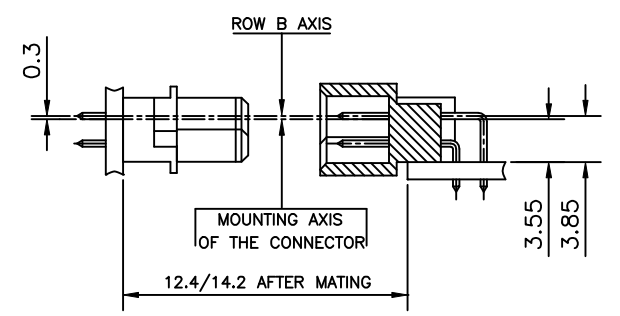
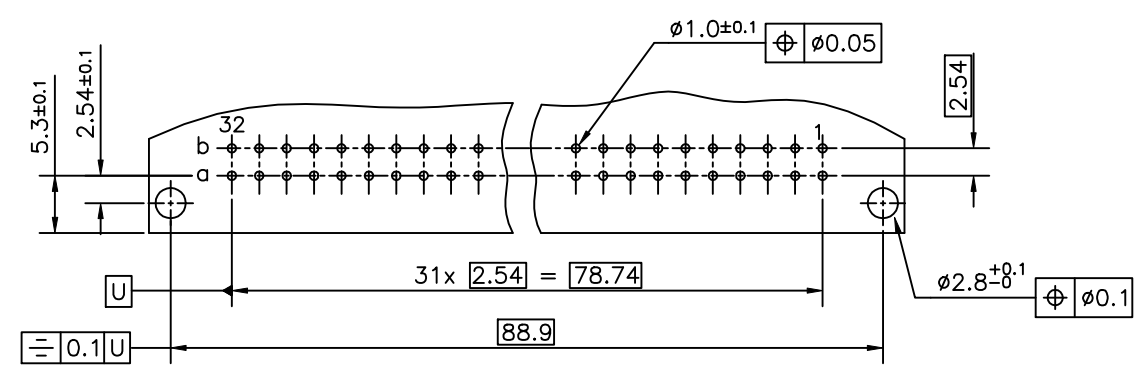


Tous droits strictement réservés. Reproduction ou communication a des tiers interdite sous quelque forme que ce soit sans autorisation écrite du Propriétaire de c FCI. Droits de reproduction FCI.

All rights strictly reserved. Reproduction or issue to third parties in any form whatever is not permitted without written authority from the proprietor. Property of FCI. Copyright FCI.



P.C.B DRILLING DETAILS



NOTES:-
 1. THE "LF" PRODUCTS MEET EUROPEAN UNION DIRECTIVES AND OTHER COUNTRY REGULATIONS AS DESCRIBED IN GS-22-008
 2. THE HOUSING WILL WITHSTAND EXPOSURE TO 260°C PEAK TEMPERATURE FOR 3.5 SECONDS IN A WAVE SOLDER APPLICATION WITH A 1.6 MM MINIMUM THICK CIRCUIT BOARD
 3. LEAD FREE OR RoHS DIRECTIVE LABELING TO BE PROVIDED AS PER GS-14-920 FOR LEAD FREE VERSION.

INDEX	DATE	REVISION DESCRIPTION
b	19/05/2005	TECHNICAL SPECIFICATION MODIFIED AND LEAD FREE NOTE ADDED
a	17/09/2004	PART NO. 000E1 CHANGED TO 000E AND DRAWING NO. WAS C-8609-0110 REV. b

ltr	Ecn no	Dr	date
b	105-0089	MINI	19/05/2005
a	104-0063	MINI	17/09/2004

TECHNICAL SPECIFICATION

HOUSING MATERIAL : THERMOPLASTIC POLYESTER UL94V0, GREY
 HOUSING CAN WITHSTAND EXPOSURE TO LEAD FREE WAVE SOLDERING TEMPERATURE OF 260-265°C WHEN USED WITH PROTECTIVE ADHESIVE OR PROTECTIVE METALLIC DEVICE FOR RIGHT ANGLE CONNECTORS AS IT IS USED IN CLASSICAL LEAD WAVE SOLDERING AT 235-250°C

CONTACT MATERIAL : COPPER ALLOY
 CONTACT ACTIVE ZONE PLATING : GOLD OVER NICKEL
 CONTACT TERMINATION ZONE :
 TIN LEAD VERSION : TIN LEAD OVER NICKEL
 LEAD FREE VERSION : TIN (PURE MATTE) OVER Ni

ELECTRICAL DATA
 CURRENT RATING AT 20°C : 1.5 A
 CURRENT (I MAX) : 2 A
 TEMPERATURE RANGE : -55°C/+125°C
 CONTACT RESISTANCE : ≤ 20mΩ
 INSULATION RESISTANCE : ≥ 10⁸ MΩ
 TEST VOLTAGE (rms) : 1000V

MECHANICAL DATA
 INSERTION FORCE PER CONTACT : ≤ 0.94N
 EXTRACTION FORCE PER CONTACT : ≥ 0.15N
 REFERENCE SPECIFICATIONS : DIN 41612 / IEC 603-2

SERIES	8609	2	64	5	1	13	7	5	5	000E
ROWS FITTED WITH CONTACTS										
Rows a - - - - -		1	32							
Rows a b - - - - -		2	64							

NUMBER OF CONTACTS :
 TYPE OF INSULATOR :
 2 ROW MALE INSULATOR - - - - - 5

METHOD OF MOUNTING :
 STANDARD MOUNTING - STYLE B - - - - - 1

TERMINATION :
 ANGLED SPILL - - - - - 13

OPTIONS :
 NO OPTION - - - - - 7

PERFORMANCE CLASS :
 DIN 41612 CLASS 3 - - - - - 4
 DIN 41612 CLASS 2 - - - - - 5
 DIN 41612 CLASS 1 - - - - - 6
 AS PER MIL C 55302/ JSS 50808 - - - - - 8

PITCH PER ROW :
 2.54 - - - - - 5

000E - - - - - TIN LEAD VERSION
 ELF - - - - - LEAD FREE VERSION

			✓	Tolerance LINEAR ±0.1 ANGULAR ±1°	Projection 	MM ← →
Dr	Mini K Vandanath	17/09/2004	Product Family 8609		Size A3	Scale
Eng	Rakhee George	17/09/2004	Spec ref		ECN	
Chr	Rakhee George	19/05/2005	Material SEE TECH. SPEC.			
Appr	K Somasundaram	19/05/2005				
			Title DIN STANDARD HEADER (ANGLED SPILL DIN41612 STYLE-B)		Dwg no C-8609-2008	Rev. b
			Catalog no 8609---5113---XXXX		CUSTOMER COPY	Sheet 1 of 1