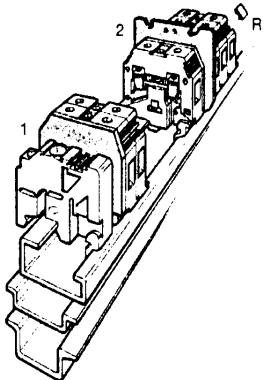


Ground terminal blocks

Electrically grounded to the mounting rail. Characteristics and accessories, see compression clamp terminal blocks.



Note
For M 4/6.3A.P and M 4/6.4A.P blocks : short-circuit current = 480/1s

Characteristics

| | | | | | |
|---------------------------------|---------------|-----------------------|-----------|-----------|-----------------------|
| Wire size (See generalities) | Solid wire | 0-4 mm ² | 22-12 AWG | 22-12 AWG | 0-4 mm ² |
| | Stranded wire | 0-2.5 mm ² | | | 0-2.5 mm ² |

Rated wire size

Other characteristics

For compression clamp connection

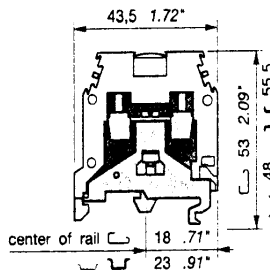
Approvals (Contact Entelec)

Specific accessories

- 1 End section yellow
- 2 Separator end section
- Torque on rail
- R See markers and other accessories Marking method

MA 2,5/5.P

Spacing 5 mm + 0,08 .200"



Type P/N
Green and yellow body
MA 2,5/5.P 165 488.27

Terminal block for ground wire, same size as MA 2,5/5 terminal block.

DIN-VDE UL CSA NFC-UTE

| | | | |
|-----------------------|-----------|-----------|-----------------------|
| 0-4 mm ² | 22-12 AWG | 22-12 AWG | 0-4 mm ² |
| 0-2.5 mm ² | | | 0-2.5 mm ² |

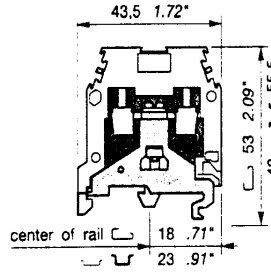
| | | | |
|-----------------------|-------------------------|--------------------------|----------------------|
| Wire stripping length | Recommended screwdriver | Recommended torque | Screwdriver for rail |
| 10 mm .39" | 3.5 mm .14" | 0.4-0.6 Nm 3.5-5.3 lb.in | 3.5 mm .14" |

Approvals (Contact Entelec)

Type P/N
FEM6 th. 2.5 mm 103 062.21
SCFM6 th. 3 mm 114 825.05
0.6 Nm 5.5 lb.in
⑩ ⑫

M 4/6.P

Spacing 6 mm + 0,05 .238"



Type P/N
Green and yellow body
M 4/6.P 165 113.16

Terminal block for ground wire, same size as M 4/6 terminal block.

DIN-VDE UL CSA NFC-UTE

| | | | |
|---------------------|-----------|-----------|---------------------|
| 0-4 mm ² | 22-12 AWG | 18-12 AWG | 0-4 mm ² |
| 0-4 mm ² | | | 0-4 mm ² |

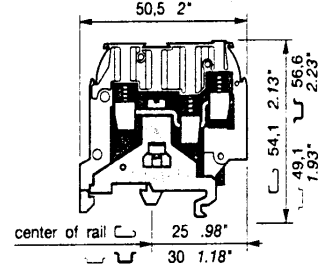
| | | | |
|-----------------------|-------------------------|--------------------------|----------------------|
| Wire stripping length | Recommended screwdriver | Recommended torque | Screwdriver for rail |
| 12 mm .47" | 4 mm .16" | 0.4-0.6 Nm 3.5-5.3 lb.in | 4 mm .16" |

Approvals (Contact Entelec)

Type P/N
FEM6 th. 2.5 mm 103 062.21
SCFM6 th. 3 mm 114 825.05
0.8 Nm 7.0 lb.in
⑪ ⑫

M 4/6.3A.P V0

Spacing 6 mm + 0,05 .238"



Type P/N
Green and yellow body - UL 94 V0
M 4/6.3A.P V0 195 637.12

Terminal block for ground wire, same size as M 4/6.3A terminal block.

DIN-VDE UL CSA NFC-UTE

| | | | |
|---------------------|--|--|---------------------|
| 0-4 mm ² | | | 0-4 mm ² |
| 0-4 mm ² | | | 0-4 mm ² |

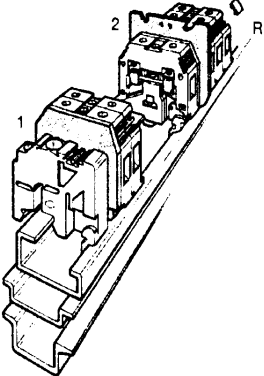
| | | | |
|-----------------------|-------------------------|--------------------------|----------------------|
| Wire stripping length | Recommended screwdriver | Recommended torque | Screwdriver for rail |
| 9.5 mm .37" | 4 mm .16" | 0.5-0.8 Nm 4.4-7.1 lb.in | |

Approvals (Contact Entelec)

Type P/N
FEM3AP V0 th. 3 mm 199 876.26
0.8 Nm 7.0 lb.in
⑪ ⑫

Ground terminal blocks

Electrically grounded to the mounting rail. Characteristics and accessories, see compression clamp terminal blocks.



Note
For M 4/6.3A.P and M 4/6.4A.P blocks : short-circuit current = 480/1s

Characteristics

| | | | | |
|---------------------------------|---------------|---------------------|--|---------------------|
| Wire size (See generalities) | Solid wire | 0-4 mm ² | | 0-4 mm ² |
| | Stranded wire | 0-4 mm ² | | 0-4 mm ² |

Rated wire size

Other characteristics

For compression clamp connection

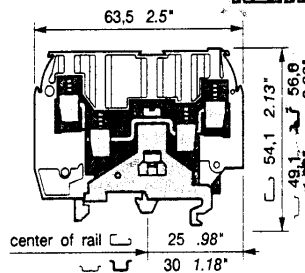
Approvals (Contact Entelec)

Specific accessories

- 1 End section yellow
- 2 Separator end section
- Torque on rail
- R See markers and other accessories Marking method

M 4/6.4A.P V0

Spacing 6 mm + 0,05 .238"



Type P/N
Green and yellow body - UL 94 V0
M 4/6.4A.P V0 195 638.23

Terminal block for ground wire, same size as M 4/6.4A terminal block.

DIN-VDE UL CSA NFC-UTE

| | | | |
|---------------------|--|--|---------------------|
| 0-4 mm ² | | | 0-4 mm ² |
| 0-4 mm ² | | | 0-4 mm ² |

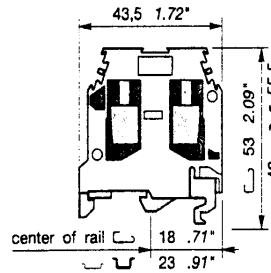
| | | | |
|-----------------------|-------------------------|--------------------------|----------------------|
| Wire stripping length | Recommended screwdriver | Recommended torque | Screwdriver for rail |
| 9.5 mm .37" | 4 mm .16" | 0.5-0.8 Nm 4.4-7.1 lb.in | |

Approvals (Contact Entelec)

Type P/N
FEM4AP V0 th. 3 mm 199 879.01
0.8 Nm 7.0 lb.in
⑪ ⑫

M 6/8.P

Spacing 8 mm - 0,05 .315"



Type P/N
Green and yellow body
M 6/8.P 165 114.17

Terminal block for ground wire, same size as M 6/8 terminal block.

DIN-VDE UL CSA NFC-UTE

| | | | |
|----------------------|----------|-----------|----------------------|
| 0-10 mm ² | 22-8 AWG | 18-10 AWG | 0-10 mm ² |
| 0-6 mm ² | | | 0-6 mm ² |

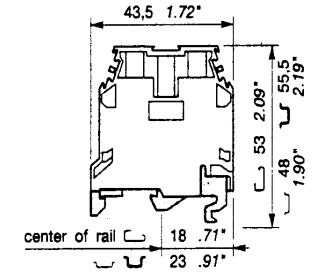
| | | | |
|-----------------------|-------------------------|------------------------|----------------------|
| Wire stripping length | Recommended screwdriver | Recommended torque | Screwdriver for rail |
| 12 mm .47" | 4-5 mm .16" - .20" | 0.8-1 Nm 7.1-8.9 lb.in | 4 mm .16" |

Approvals (Contact Entelec)

Type P/N
FEM6 th. 2.5 mm 103 062.21
SCFM6 th. 3 mm 114 825.05
0.8 Nm 7.0 lb.in
⑫ ⑰

M 10/10.P

Spacing 10 mm - 0,05 .394"



Type P/N
Green and yellow body
M 10/10.P 165 115.10

Terminal block for ground wire, same size as M 10/10 terminal block.

DIN-VDE UL CSA NFC-UTE

| | | | |
|----------------------|----------|----------|----------------------|
| 0-16 mm ² | 20-6 AWG | 18-8 AWG | 0-16 mm ² |
| 0-10 mm ² | | | 0-10 mm ² |

| | | | |
|-----------------------|-------------------------|----------------------------|----------------------|
| Wire stripping length | Recommended screwdriver | Recommended torque | Screwdriver for rail |
| 12 mm .47" | 5.5-6 mm .22" - .24" | 1.2-1.4 Nm 10.6-12.3 lb.in | 4 mm .16" |

Approvals (Contact Entelec)

Type P/N
closed terminal block
SCFM6 th. 3 mm 114 825.05
0.8 Nm 7.0 lb.in
⑫ ⑰