


SILICON EPITAXIAL PLANAR PNP TRANSISTOR

MAG9412

- TO-264 Plastic Package
- Complimentary PNP – MAG6332
- Designed specifically for audio power amplifier applications
- Highest current audio bipolar available on the market with widest safe operating area



ABSOLUTE MAXIMUM RATINGS ($T_A = 25^\circ\text{C}$ unless otherwise stated)

V_{CB0}	Collector – Base Voltage	-230V
V_{CE0}	Collector – Emitter Voltage	-230V
V_{EBO}	Emitter – Base Voltage	-5V
I_C	Continuous Collector Current	-30A
I_B	Base Current	-8A
I_{CM}	Peak Collector Current	-45A
P_D	Total Power Dissipation at $T_A = 25^\circ\text{C}$	400W
T_J	Maximum Junction Temperature	150°C
T_{stg}	Storage Temperature Range	-55 to +150°C

THERMAL PROPERTIES

Symbols	Parameters	Min.	Typ.	Max.	Units
$R_{\theta JC}$	Thermal Resistance, Junction To Case			0.32	°C/W

Magnatec reserves the right to change test conditions, parameter limits and package dimensions without notice. Information furnished by Magnatec is believed to be both accurate and reliable at the time of going to press. However Magnatec assumes no responsibility for any errors or omissions discovered in its use. Magnatec encourages customers to verify that datasheets are current before placing orders.

SILICON EPITAXIAL PNP TRANSISTOR MAG9412



ELECTRICAL CHARACTERISTICS ($T_A = 25^\circ\text{C}$ unless otherwise stated)

Symbols	Parameters	Test Conditions	Min.	Typ	Max.	Units
I_{CBO}	Collector-Cut-Off Current	$V_{CB} = 230\text{V}$			-100	μA
I_{EBO}	Emitter-Cut-Off-Current	$V_{EB} = 5\text{V}$			-100	μA
$V_{(BR)CEO}$	Collector-Base Breakdown Voltage	$I_C = 10\text{mA}$	-230			V
$V_{CE(sat)}^{(1)}$	Collector-Emitter Saturation Voltage	$I_C = 10\text{A}$ $I_B = 1\text{A}$			-1	V
		$I_C = 20\text{A}$ $I_B = 2\text{A}$			-1.5	
$V_{BE(sat)}^{(1)}$	Base-Emitter Saturation Voltage	$I_C = 20\text{A}$ $I_B = 2\text{A}$			-2.0	
$h_{FE}^{(1)}$	Forward-current transfer ratio	$I_C = 5\text{A}$ $V_{CE} = 4\text{V}$	50 ⁽²⁾			
		$I_C = 10\text{A}$ $V_{CE} = 4\text{V}$	45			

DYNAMIC CHARACTERISTICS

f_T	Transition Frequency	$I_E = 2\text{A}$ $V_{CE} = 12\text{V}$		60		MHz
C_{obo}	Output Capacitance	$V_{CB} = 10\text{V}$		800		μF
		$f = 1.0\text{MHz}$				

Notes

- (1) Pulse Width $\leq 300\mu\text{s}$, $\delta \leq 2\%$
(2) h_{FE} Rank : A (50 to 100), B(70 to 140)

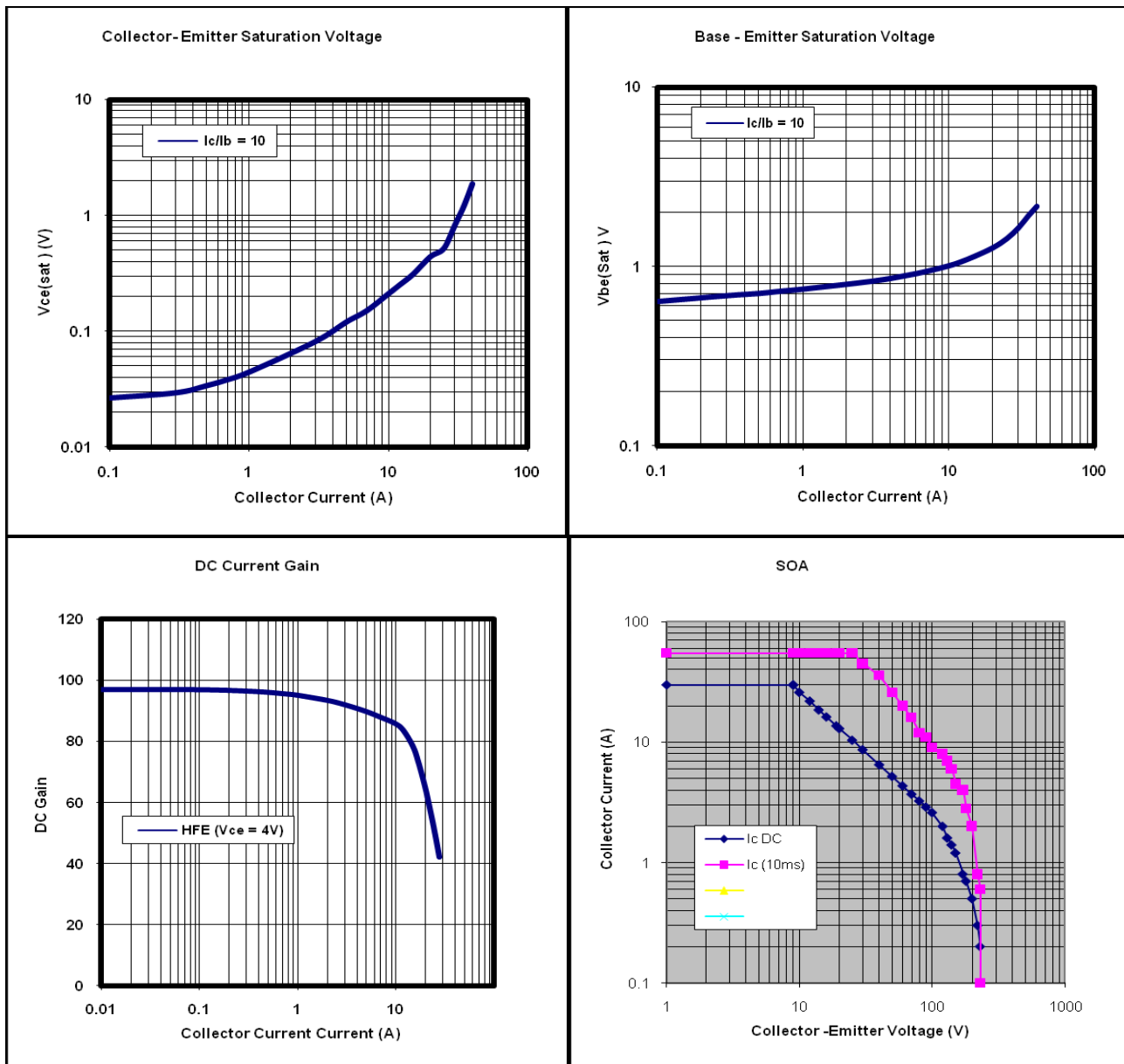
ORDERING INFORMATION

Part Number	Marking	Package	Package Method	Remarks
MAG9412A	MAG9412A	TO-264	TUBE	h_{FE} A Rank
MAG9412B	MAG9412B	TO-264	TUBE	h_{FE} B Rank

SILICON EPITAXIAL PNP TRANSISTOR MAG9412



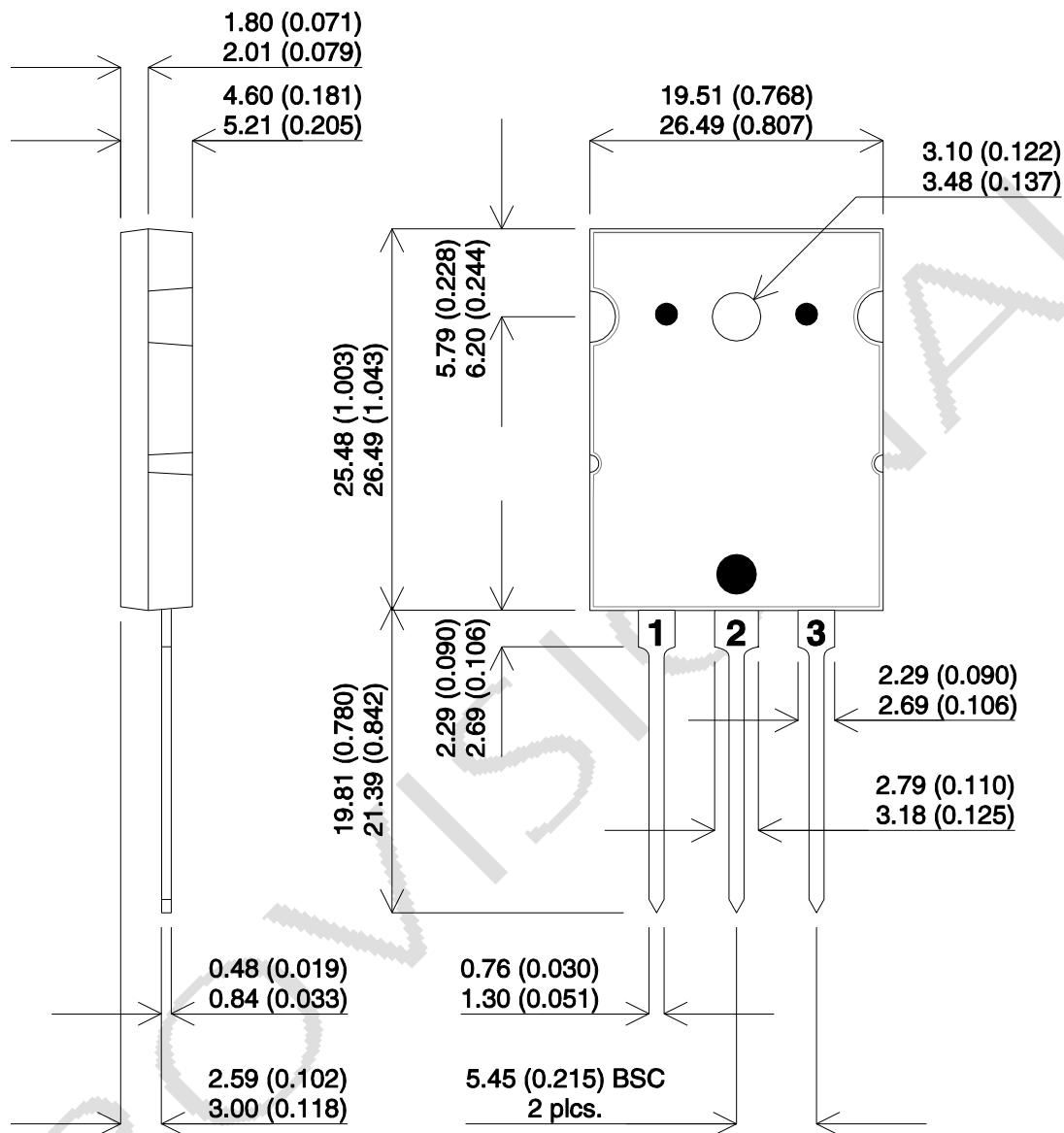
TYPICAL CHARACTERISTICS



SILICON EPITAXIAL PNP TRANSISTOR MAG9412

MECHANICAL DATA

Dimensions in mm (inches)



TO-264

Pin 1 - Base

Pin 2 - Collector

Case - Emitter