

**HF6 Relay**

- Y-Design
- Frequency range DC to 6GHz
- Impedance 50Ω
- Small dimensions (16x7.6x10mm)
- 1 form C contact (1 changeover contact)
- Immersion cleanable
- Low power consumption (≤140mW)



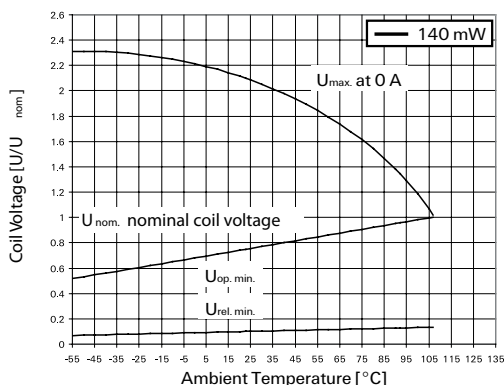
Typical applications  
 Measurement and test equipment ATE, wireless base stations and antennas, wireless infrastructure, RF power amplifier

Contact Data	
Contact arrangement	1 form C, 1 CO
Max. switching voltage	220VDC, 250VAC
Rated current	2A
Limiting continuous current	2A
Switching power	60W, 62.5VA, 50W (2.5GHz)
Max. continuous RF-power at 20°C.	50W (2.5GHz)
Contact material	Ag, Au covered
Minimum switching voltage	100μV
Initial contact resistance	<100mΩ at 10mA/20mV
Operate time	typ. 3ms, max. 5ms
Release time	
without diode in parallel	typ. 2ms, max. 5ms
with diode in parallel	typ. 4ms, max. 6ms
Bounce time max.	typ. 1ms, max. 3ms
Mechanical endurance	10 <sup>7</sup> operations

Coil Data	
Coil voltage range	3 to 24VDC

Coil versions, 50Ω version, monostable						
Coil code	Rated voltage VDC	Operate voltage VDC	Limiting voltage VDC	Release voltage VDC	Coil resistance Ω±10%	Rated coil power mW
51	3	2.25	6.50	0.30	64	140
52	4.5	3.38	9.80	0.45	145	140
53	5	3.75	10.90	0.50	178	140
54	6	4.50	13.00	0.60	257	140
55	9	6.75	19.60	0.90	574	140
56	12	9.00	26.10	1.20	1028	140
57	24	18.00	52.30	2.40	4114	140

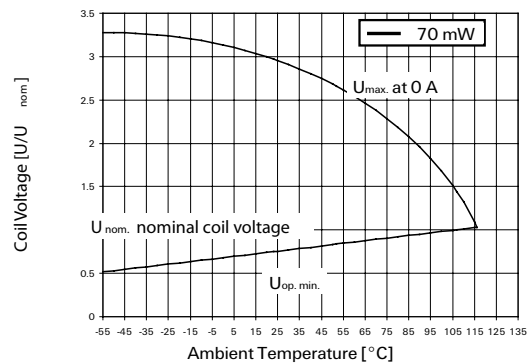
All figures are given for coil without pre-energization, at ambient temperature +23°C.



Contact Data (continued)						
--------------------------	--	--	--	--	--	--

Coil versions, bistable						
Coil code	Rated voltage VDC	Set voltage VDC	Limiting voltage VDC	Reset voltage VDC	Coil resistance Ω±10%	Rated coil power mW
50Ω version, Bistable, 1 coil						
71	3	2.25	9.20	-2.25	128	70
72	4.5	3.38	13.85	-3.38	289	70
73	5	3.75	15.30	-3.75	357	70
74	6	4.50	18.50	-4.50	514	70
75	9	6.75	27.70	-6.75	1157	70
76	12	9.00	37.00	-9.00	2057	70
77	24	18.00	74.00	-18.00	8228	70
50Ω version, bistable, 2 coils						
91	3	2.25	6.50	2.25	64	140
92	4.5	3.38	9.80	3.38	145	140
93	5	3.75	10.90	3.75	178	140
94	6	4.50	13.00	4.50	257	140
95	9	6.75	19.60	6.75	574	140
96	12	9.00	26.10	9.00	1028	140
97	24	18.00	52.30	18.00	4114	140

All figures are given for coil without pre-energization, at ambient temperature +23°C.



**HF6 Relay (Continued)**

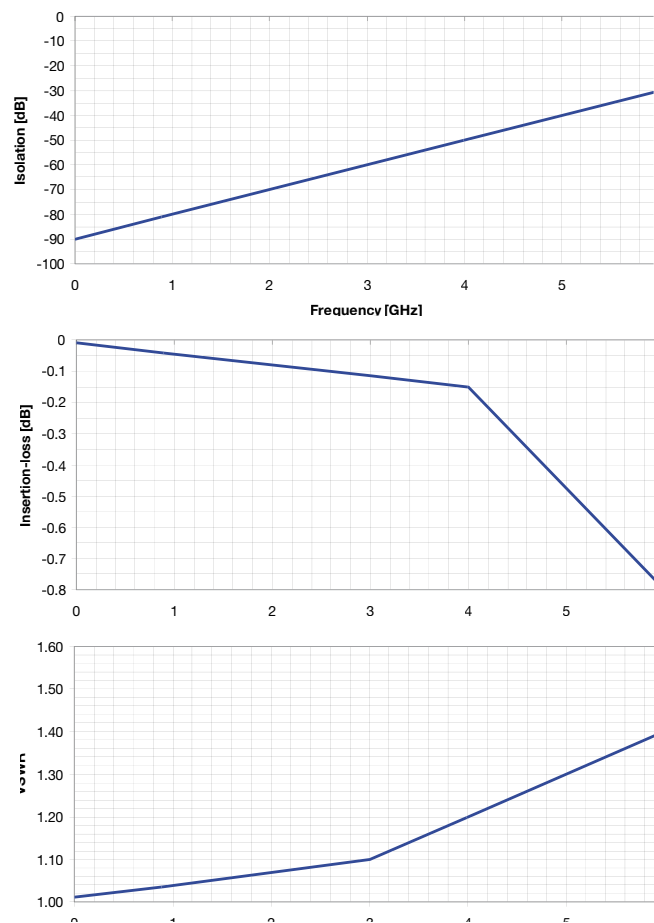
**Insulation Data**

Initial dielectric strength	
between open contacts	600Vrms
between contact and coil	1000Vrms
Initial surge withstand voltage	
between open contacts	1000V
between contact and coil	1500V

**RF Data**

Isolation at 900MHz/3GHz/6GHz	-80dB/-60dB/-30dB
Insertion loss at 900MHz/3GHz/6GHz	-0.05dB/-0.15dB/-0.80dB
Voltage standing wave ratio (VSWR) at 900MHz/3GHz/6GHz	1.05/1.10/1.40

**Typical RF performance, 50Ω version**

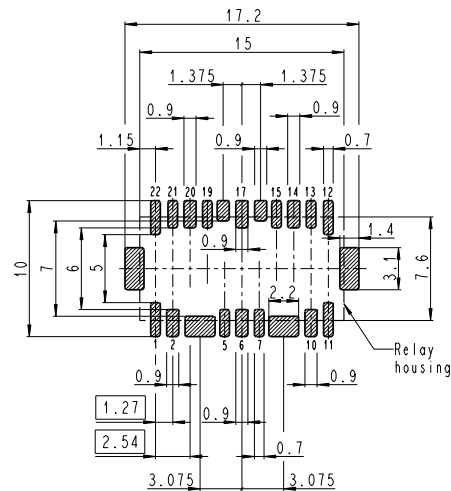


**Other Data**

Material compliance: EU RoHS/ELV, China RoHS, REACH, Halogen content refer to the Product Compliance Support Center at <a href="http://www.tycoelectronics.com/customer-support/rohssupportcenter">www.tycoelectronics.com/customer-support/rohssupportcenter</a>	
Ambient temperature	-55°C to +85°C
Thermal resistance	<165K/W
Category of environmental protection	IEC 61810
Degree of protection, IEC 60529	IP 67, immersion cleanable
Vibration resistance (functional)	35g, 10 to 1000Hz
Shock resistance (functional), half sinus 11ms	50g
Shock resistance (destructive), half sinus 0.5ms	150g
Terminal type	SMT
Weight	max. 3g
Resistance to soldering heat	SMT IEC 60068-2-58265°C/10s
Moisture sensitive level, JEDEC J-Std-020D	MSL3
Ultrasonic cleaning	not recommended
Packaging/unit, SMT	reel/250 pcs., box/250 pcs.

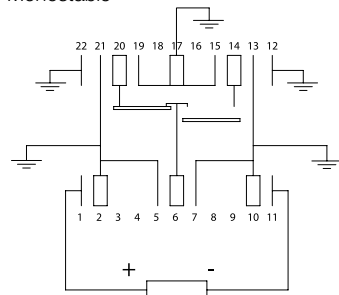
**PCB layout**

TOP view on component side of PCB

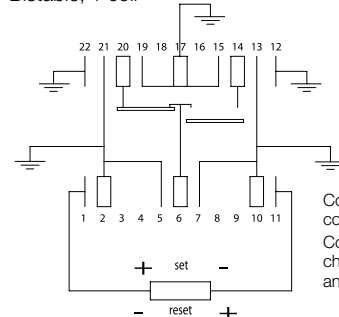


**Terminal assignment**

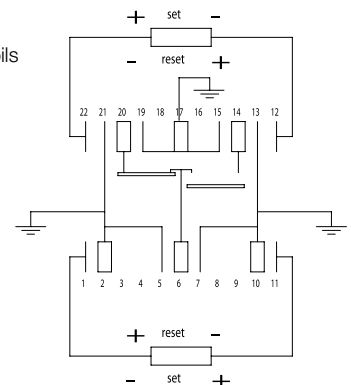
TOP view on component side of PCB  
Monostable



Bistable, 1 coil



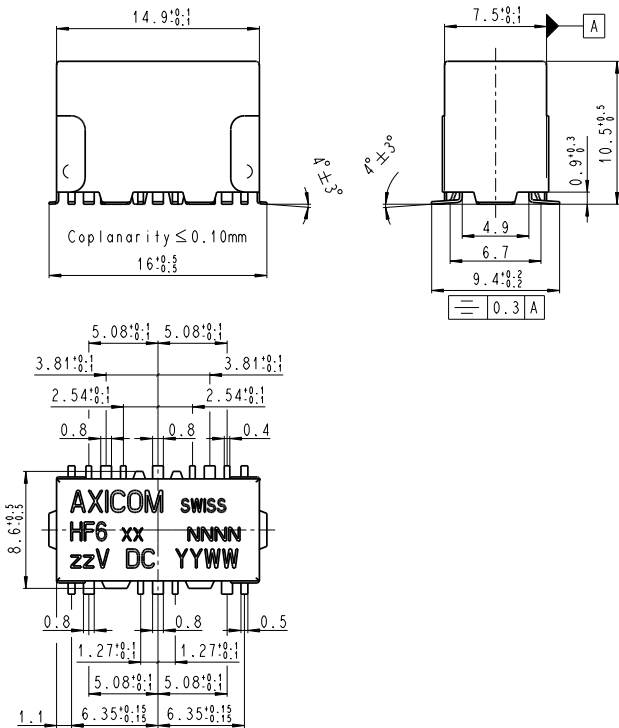
Bistable, 2 coils



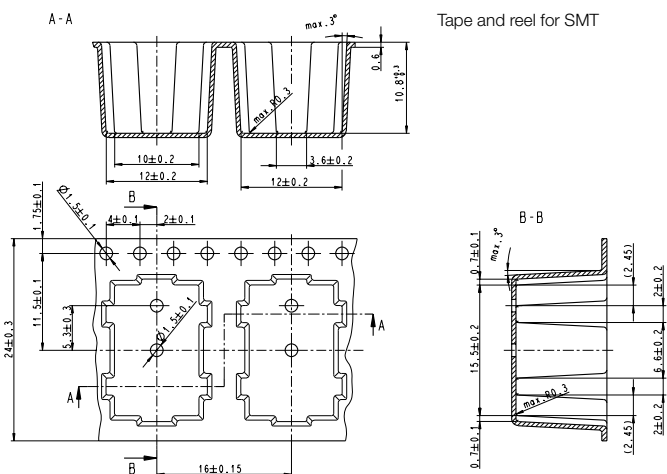
Contacts are shown in reset condition.  
Contact position might change during transportation and must be reset before use.

**HF6 Relay (Continued)**

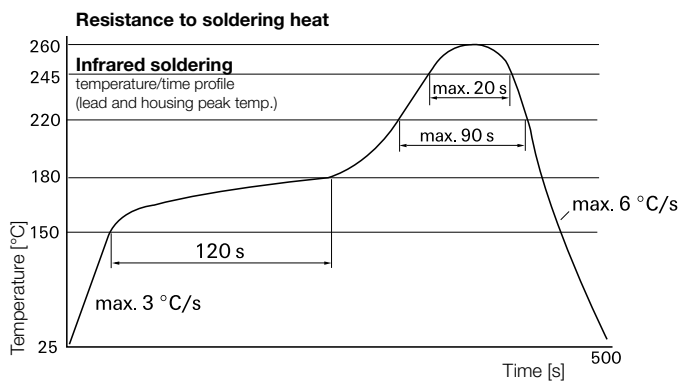
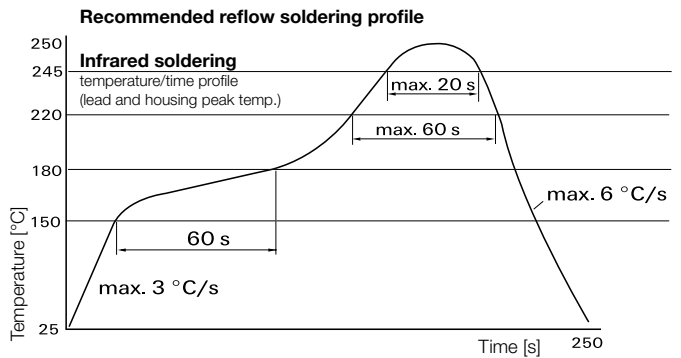
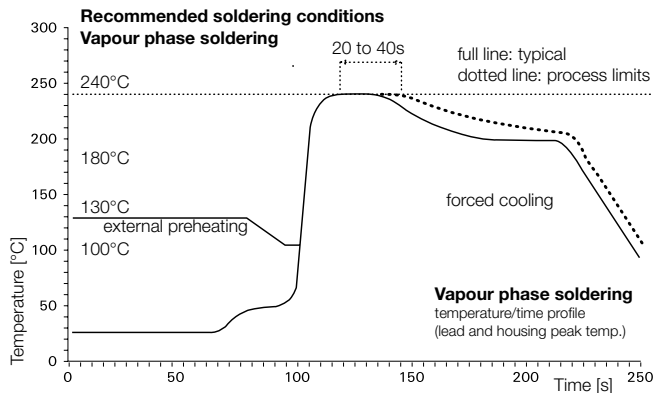
**Dimensions**



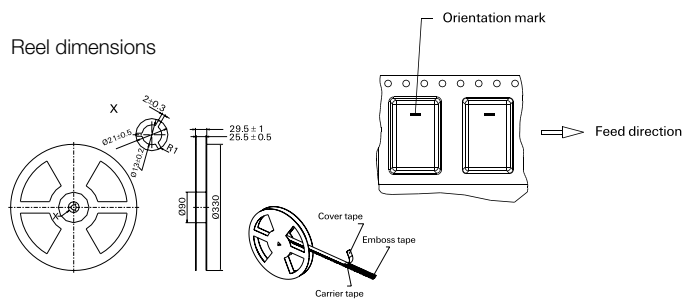
**Packing**



**Processing**



**Reel dimensions**



**HF6 Relay** (Continued)

**Product code structure**

 Typical product code **HF6** **53**
**Type**
**HF6** High Frequency Relays HF6 Series  
1 form C, 1 CO

**Coil**

Coil code: please refer to coil versions table

Performance type

**5x** 50 Ohm version, monostable 1 coil

**7x** 50 Ohm version, bistable 1 coil

**9x** 50 Ohm version, bistable 2 coils

Product code	Arrangement	Version	Coil	Coil type	Part number
HF6 51	1 form C (1 CO)	50Ω	3VDC	Monostable	1462052-1
HF6 52	1 form C (1 CO)	50Ω	4.5VDC	Monostable	1462052-2
HF6 53	1 form C (1 CO)	50Ω	5VDC	Monostable	1462052-3
HF6 54	1 form C (1 CO)	50Ω	6VDC	Monostable	1462052-4
HF6 55	1 form C (1 CO)	50Ω	9VDC	Monostable	1462052-5
HF6 56	1 form C (1 CO)	50Ω	12VDC	Monostable	1462052-6
HF6 57	1 form C (1 CO)	50Ω	24VDC	Monostable	1462052-7
HF6 71	1 form C (1 CO)	50Ω	3VDC	Bistable 1 coil	1462052-8
HF6 72	1 form C (1 CO)	50Ω	4.5VDC	Bistable 1 coil	1462052-9
HF6 73	1 form C (1 CO)	50Ω	5VDC	Bistable 1 coil	1-1462052-0
HF6 74	1 form C (1 CO)	50Ω	6VDC	Bistable 1 coil	1-1462052-1
HF6 75	1 form C (1 CO)	50Ω	9VDC	Bistable 1 coil	1-1462052-2
HF6 76	1 form C (1 CO)	50Ω	12VDC	Bistable 1 coil	1-1462052-3
HF6 77	1 form C (1 CO)	50Ω	24VDC	Bistable 1 coil	1-1462052-4
HF6 91	1 form C (1 CO)	50Ω	3VDC	Bistable 2 coils	1-1462052-5
HF6 92	1 form C (1 CO)	50Ω	4.5VDC	Bistable 2 coils	1-1462052-6
HF6 93	1 form C (1 CO)	50Ω	5VDC	Bistable 2 coils	1-1462052-7
HF6 94	1 form C (1 CO)	50Ω	6VDC	Bistable 2 coils	1-1462052-8
HF6 95	1 form C (1 CO)	50Ω	9VDC	Bistable 2 coils	1-1462052-9
HF6 96	1 form C (1 CO)	50Ω	12VDC	Bistable 2 coils	2-1462052-0
HF6 97	1 form C (1 CO)	50Ω	24VDC	Bistable 2 coils	2-1462052-1