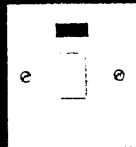



**DP SWITCHES  
20 AMP**
*FLUSH*

**5403 WHI**

**5423 WHI**

**5423 WH WHI**
**5403 WHI**

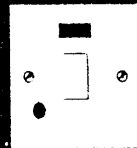
DP Switch


**5423 WHI**

With pilot lamp


**5423 WH WHI**


 With pilot lamp and  
marked "water heater".

**5444 WHI**

**5445 WHI**
**5444 WHI**

With flex outlet


**5445 WHI**

 With flex outlet and  
pilot lamp

**DP SWITCH  
32 AMP**
*FLUSH*

**5105 WHI**
**5105 WHI**

With pilot lamp



**DP SWITCHES  
45 AMP  
MOULDED**
*FLUSH*

**5205 WHI**

**5215 WHI**
**5205 WHI**

**5215 WHI**

With pilot lamp


**DP SWITCH  
45 AMP  
METAL**
*SURFACE*

**5230 WHI**
**5230 WHI**

With pilot lamp


**MOUNTING BOXES**

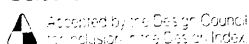
 Flush: **866 ZIC**

 Surface: **2140 WHI**  
**2031 WHI** (for extra  
wiring space)

 All switches are complete with  
earth terminals.

**Dimensions:**  
86 x 86mm

**Fixing Centres:**  
60.3mm

**BS.3676 Pt.1: 1989**

**MOUNTING BOXES**

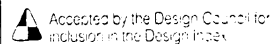
 Flush: **866 ZIC**

 Surface: **2140 WHI**  
**2031 WHI** (for extra  
wiring space)

 All switches are complete with  
earth terminals.

**Dimensions:**  
86 x 86mm

**Fixing Centres:**  
60.3mm

**BS.3676 Pt.1: 1989**

**MOUNTING BOXES**

Flush:

**866 ZIC** (6mm<sup>2</sup> conductors)  
**877 ZIC** (10mm<sup>2</sup> conductors)

 Surface: **2140 WHI** (6mm<sup>2</sup>  
conductors)  
**2031 WHI** (10mm<sup>2</sup>  
conductors)

 Supplied with 6 self-adhesive  
plastic identification labels  
marked hob, oven, water heater,  
shower, air conditioner and  
cooker.

**Dimensions:**  
86 x 86mm

**Fixing Centres:**  
60.3mm

**BS.3676 Pt.1: 1989**
**MOUNTING BOXES**

 Flush: **878 ZIC**

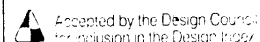
 Surface: **2172 WHI**

 Supplied with 6 self-adhesive  
plastic identification labels  
marked hob, oven, water heater,  
shower, air conditioner and  
cooker.

**Dimensions:**  
146 x 86mm

**Fixing Centres:**  
120.6mm

**Terminal Capacity:**  
16mm<sup>2</sup> conductors

**BS.3676 Pt. 1: 1989**

 Earth terminal:  
Fitted on base of box.

 Also available in Metalclad  
version (page 54).

**Dimensions:**  
150 x 89 x 50mm

**Knockouts:**  
8 x 20mm

**Terminal Capacity:**  
16mm<sup>2</sup> conductors

**BS.3676:Pt.1: 1989**
