

With earth contact

JAEGER
Connecteurs

Mai-2003

Industrial Series

- **Receptacle, plug, cable connecting plug**
- **Locking** : Quick connection of the plug by a spring-loaded coupling system 1/6 turn
- **Protection** : IP 50 to IP 54 with potting compound into the shell and gasket under receptacle.
- **Contacts** : 3 to 27 contacts \varnothing 1,6 mm and \varnothing 2,4 mm crimping or soldering type contacts.
- **Max current rating** : 15A \varnothing 1,6mm, 30A \varnothing 2,4 mm, in consideration of the number of contacts carrying the current, their diameters, and the temperature increase which is permissible.

- **Contact resistance between pin and socket** : $<0.0015 \Omega \varnothing$ 1,6mm, $<0.0010 \Omega \varnothing$ 2,4mm,
- **Flashover voltage** : at (20°C) 68°F, at sea level higher than 2500 V A.C
- **Insulation resistance** : $>5000 \text{ M}\Omega$
- **Operating temperature range** : - 40°C to +100°C (500 hours at +125°C).
- **Raw material** : male and female contacts : Brass with gold finish.
body: light metal alloy with nickel finish.
- **Max, wire cross section area** : 1,93 mm² \varnothing 1,6 mm and 3,18 mm² \varnothing 2,4 mm.



Part numbers : Pin insert receptacles, socket insert plugs and cable connecting plugs, pin insert

| Shell size | Contacts number | \varnothing contacts | receptacle pin insert | Socket insert plug | Cable connecting plugs pin insert | Cable clamp ** Type 3 | Gaskets for receptacle | Protection caps receptacle | Protection cap plug | Adjustable crimping tool |
|------------|-----------------|------------------------|-----------------------|--------------------|-----------------------------------|-----------------------|------------------------|----------------------------|---------------------|--|
| 1 | 3 | \varnothing 1.6mm | 630 603 006 | 632 603 006 | 633 603 006 | 630 135 006 | 536 945 006 | 630 720 006 | 632 720 006 | 579 481 006 |
| 1 | 4 | | 630 604 006 | 632 604 006 | 633 604 006 | 630 135 006 | 536 945 006 | 630 720 006 | 632 720 006 | Colour selection : \varnothing 1.6mm blue |
| 1 | 7 | | 630 607 006 | 632 607 006 | 633 607 006 | 630 135 006 | 536 945 006 | 630 720 006 | 632 720 006 | \varnothing 2.4mm yellow |
| 2 | 12 | | 630 612 006 | 632 612 006 | 633 612 006 | 630 138 006 | 536 946 006 | 536 845 006 | 532 214 006 | Combined insertion and extraction tool for contacts* |
| 3 | 19 | | 630 619 006 | 632 619 006 | 633 619 006 | 630 155 006 | 536 947 006 | 536 846 006 | 532 218 006 | |
| 3 | 27 | | 630 627 006 | 632 627 006 | 633 627 006 | 630 155 006 | 536 947 006 | 536 846 006 | 532 218 006 | |
| 1 | 3 | \varnothing 2.4mm | 630 803 006 | 632 803 006 | 633 803 006 | 630 135 006 | 536 945 006 | 630 720 006 | 632 720 006 | \varnothing 1.6mm |
| 1 | 4 | | 630 804 006 | 632 804 006 | 633 804 006 | 532 135 006 | 536 945 006 | 630 720 006 | 632 720 006 | 577 454 006 |
| 2 | 7 | | 630 807 006 | 632 807 006 | 633 807 006 | 630 138 006 | 536 946 006 | 536 845 006 | 532 214 006 | \varnothing 2.4mm |
| 3 | 12 | | 630 812 006 | 632 812 006 | 633 812 006 | 630 155 006 | 536 947 006 | 536 846 006 | 532 218 006 | 577 458 006 |

Part numbers : Socket insert receptacles, pin insert plugs and cable connecting plugs, socket insert

| Shell size | Contacts number | \varnothing contacts | Socket insert receptacle | Pin insert plug | Cable connecting plug, socket insert | Cable clamp ** Type 3 | Gaskets for receptacle | Protection caps receptacle | Protection cap plug | Adjustable crimping tool |
|------------|-----------------|------------------------|--------------------------|-----------------|--------------------------------------|-----------------------|------------------------|----------------------------|---------------------|--|
| 1 | 3 | \varnothing 1.6mm | 630 703 006 | 632 703 006 | 633 703 006 | 630 135 006 | 536 945 006 | 630 720 006 | 632 720 006 | 579 481 006 |
| 1 | 4 | | 630 704 006 | 632 704 006 | 633 704 006 | 630 135 006 | 536 945 006 | 630 720 006 | 632 720 006 | Colour selection : \varnothing 1.6mm blue |
| 1 | 7 | | 630 707 006 | 632 707 006 | 633 707 006 | 630 135 006 | 536 945 006 | 630 720 006 | 632 720 006 | \varnothing 2.4mm yellow |
| 2 | 12 | | 630 712 006 | 632 712 006 | 633 712 006 | 630 138 006 | 536 946 006 | 536 845 006 | 532 214 006 | Combined insertion and extraction tool for contacts* |
| 3 | 19 | | 630 719 006 | 632 719 006 | 633 719 006 | 630 155 006 | 536 947 006 | 536 846 006 | 532 218 006 | |
| 3 | 27 | | 630 727 006 | 632 727 006 | 633 727 006 | 630 155 006 | 536 947 006 | 536 846 006 | 532 218 006 | |
| 1 | 3 | \varnothing 2.4mm | 630 903 006 | 632 903 006 | 633 903 006 | 630 135 006 | 536 945 006 | 630 720 006 | 632 720 006 | \varnothing 1.6mm |
| 1 | 4 | | 630 904 006 | 632 904 006 | 633 904 006 | 532 135 006 | 536 945 006 | 630 720 006 | 632 720 006 | 577 454 006 |
| 2 | 7 | | 630 907 006 | 632 907 006 | 633 907 006 | 630 138 006 | 536 946 006 | 536 845 006 | 532 214 006 | \varnothing 2.4mm |
| 3 | 12 | | 630 912 006 | 632 912 006 | 633 912 006 | 630 155 006 | 536 947 006 | 536 846 006 | 532 218 006 | 577 458 006 |

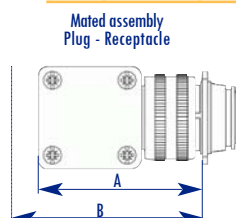
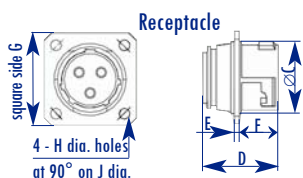
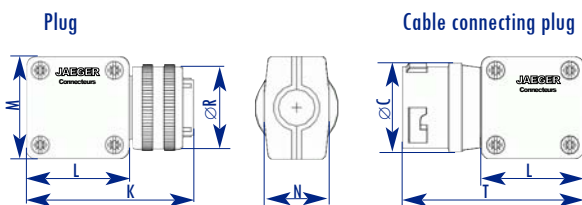
*Note : tool, part. No 577 454 006 \varnothing 1.6mm and No 577 458 006 \varnothing 2.4mm, is necessary, for insertion and extraction contacts.

**Cable-clamp, refer to the other documentation.

Other accessories : connection, sealing, protection, fixing...

Polarisation : listed under different Part Nos, certain types of connectors are available with two alternative keying dispositions. This feature will prevent cross plugging adjacent connectors with similar contact arrangement.

Dimensions :



| Boîtier | nombre contact | Assemblage | | Embase | | | | | | Fiche et Prolongateur | | | | | | |
|---------|---|------------|----|--------|------|-----|------|----|-----|-----------------------|----|------|------|------|------|------|
| | | A | B | C | D | E | F | G | H | J | K | L | M | N | R | T |
| 1 | \varnothing 1,6mm 3- 4- 7 \varnothing 2,4mm 3- 4 | 54 | 63 | 21 | 20,5 | 1,5 | 11,5 | 27 | 3,2 | 28 | 50 | 32,2 | 32,2 | 20,2 | 25 | 50,3 |
| 2 | \varnothing 1,6mm 12 \varnothing 2,4mm 7 | 58 | 67 | 27 | 20,5 | 1,5 | 11,5 | 32 | 3,2 | 34 | 54 | 36,4 | 36,4 | 23,5 | 32,5 | 54,2 |
| 3 | \varnothing 1,6mm 19- 27 \varnothing 2,4mm 12 | 66 | 75 | 39 | 23 | 2 | 11,5 | 43 | 4,2 | 48 | 61 | 42,6 | 47,6 | 31,3 | 44 | 62,1 |