This is issued in strict confidence on condition that it is not used as a basis for manufacture or sale, and that it is not copied, reprinted or disclosed to a third party either wholly or in part without prior written consent of ITT Cannon.

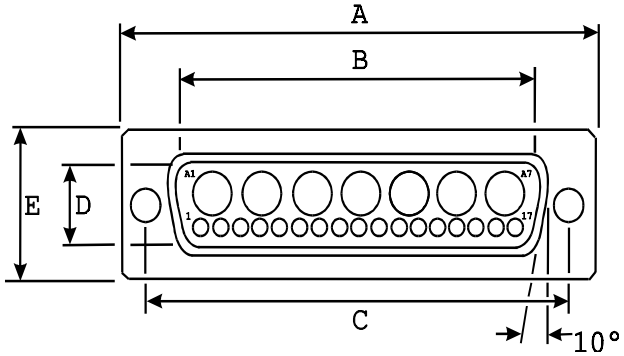

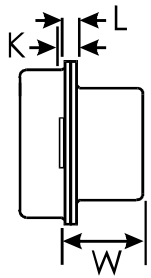

A ± 0,38 (.015)	B ± 0,13 (.005)	C ± 0,13 (.005)	D ± 0,13 (.005)	E ± 0,38 (.015)	L ± 0,25 (.010)	W ± 0,41 (.016)	K ± 0,25 (.010)
66,93 (2.635)	52,81 (2.079)	61,11 (2.406)	11,07 (.436)	15,37 (.605)	0,99 (.039)	6,84 (.269)	1,52 (.060)

No mounting hardware selected

with 3,05 (.120) mounting hole

Signal contacts
not shown for clarity

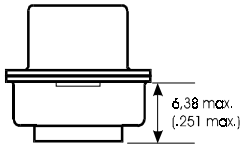

Solder cup signal contacts

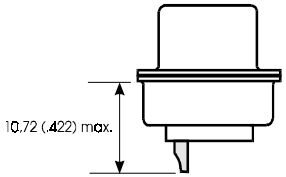

DESCRIPTION	MATERIAL	FINISH
Insulator	Polyester	None, (Color Black)
Shells	Steel	Tin, with grounding dimples
Signal Contacts	Copper alloy	Gold over Ni

Unless otherwise specified, dimensions are in mm & (in.)

Tolerances are (.XXX = mm)

Decimals		Angles
.X	± 0,20 (.008)	X° ± 1.0°
.XX	± 0,10 (.004)	
.XXX	± 0,05 (.002)	

Issue Date: 26-Aug-99

Cannon | ITT Industries

CONNECTOR, PLUG, ELECTRICAL
COMBO D 24W7 SOLDER CUP

PART NO. **DDM24W7PK87**