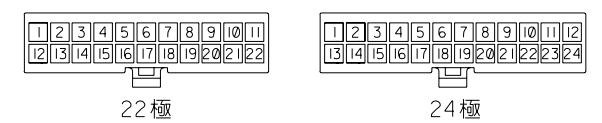
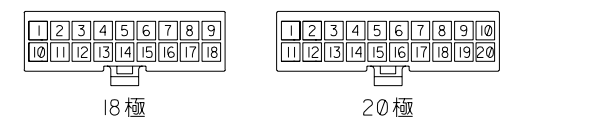
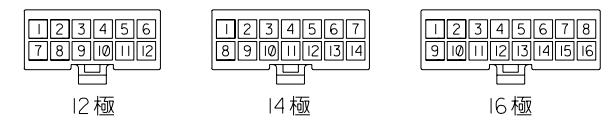
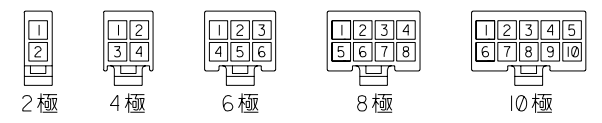
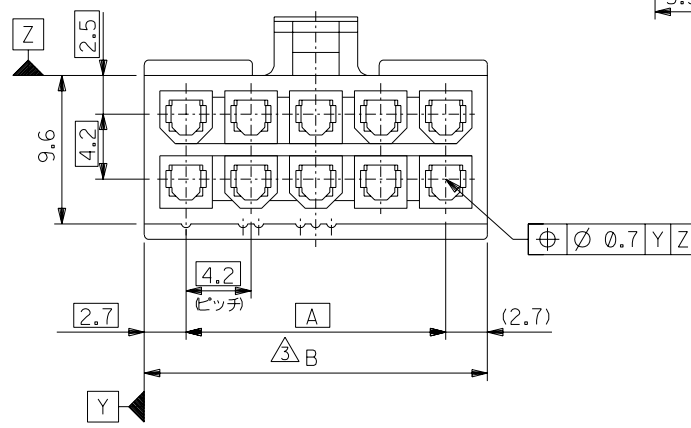
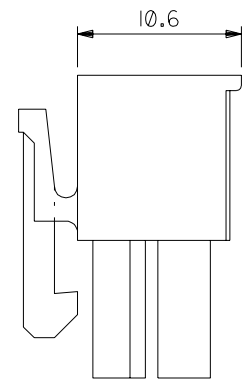
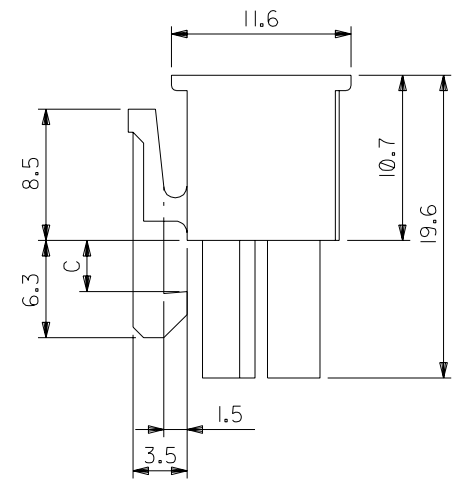
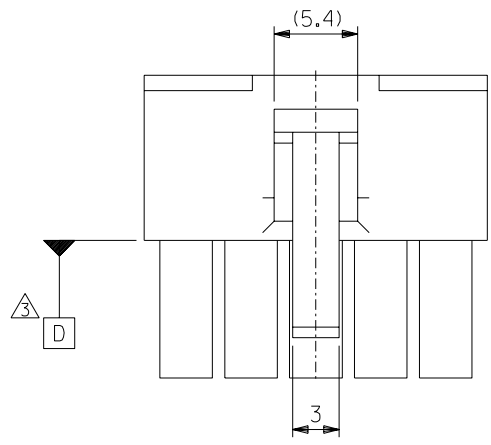


注記
 1. 適用ターミナル：5556 シリーズ
 2. 嵌合相手：5559 シリーズ
 5566 シリーズ
 5569 シリーズ
 △、□ 面の位置にて維持すること。



回路レイアウト図
(SCALE: 1-1)

| | C | B | A | EDP. NO. | ENG. NO. | 極数 |
|-----|------|------|------------|--------------|----------|----|
| 3.6 | 51.6 | 46.2 | 39-01-2245 | 5557-24R-210 | 24 | 24 |
| | 47.4 | 42 | -2225 | -22R-210 | 22 | 22 |
| | 43.2 | 37.8 | -2205 | -20R-210 | 20 | 20 |
| | 39 | 33.6 | -2185 | -18R-210 | 18 | 18 |
| 3.3 | 34.8 | 29.4 | -2165 | -16R-210 | 16 | 16 |
| | 30.6 | 25.2 | -2145 | -14R-210 | 14 | 14 |
| | 26.4 | 21 | -2125 | -12R-210 | 12 | 12 |
| | 22.2 | 16.8 | -2105 | -10R-210 | 10 | 10 |
| | 18 | 12.6 | -2085 | -08R-210 | 8 | 8 |
| | 13.8 | 8.4 | -2065 | -06R-210 | 6 | 6 |
| | 9.6 | 4.2 | -2045 | -04R-210 | 4 | 4 |
| | 5.4 | — | 39-01-2025 | 5557-02R-210 | 2 | 2 |



| 角度 ANGLE | ±3° |
|------------------------|------|
| 30°以上 OVER | ±0.1 |
| 10°以上 OVER 30°未滿 UNDER | ±0.3 |
| 未滿 10° UNDER | ±0.2 |

一般公差 GENERAL TOLERANCES

| 記号 LTR | 変更内容 REVISION RECORD | 日付 DATE | DR. CHK. |
|--------|----------------------|---------|-----------|
| G | 変更 (JC70586) | 97/1/8 | S.A. M.F. |
| F | 変更 (J20850) | 92/9/19 | H.H. M.F. |
| E | 変更 (J20158) | 92/4/20 | H.H. Y.Y. |
| D | 変更 (J01160) | 90/11/8 | H.H. Y.Y. |
| C | 変更及び再作図 (J00192) | 90/2/22 | S.M. H.H. |

材料 MATERIAL
66 ナイロン (UL94V-0)
色: オフホワイト

仕上げ FINISH ————

適用電線範囲 WIRE RANGE ————

被覆外径 INS. RANGE ————

DRAWN BY '90/2/22 S.MOCHIZUKI
CHK'D BY '97/1/8 M.FUKUSHIMA

APP'D BY '97/1/8 M.FUKUSHIMA
尺度 SCALE 3 - 1

MOLEX-JAPAN CO.,LTD.
日本モレックス株式会社

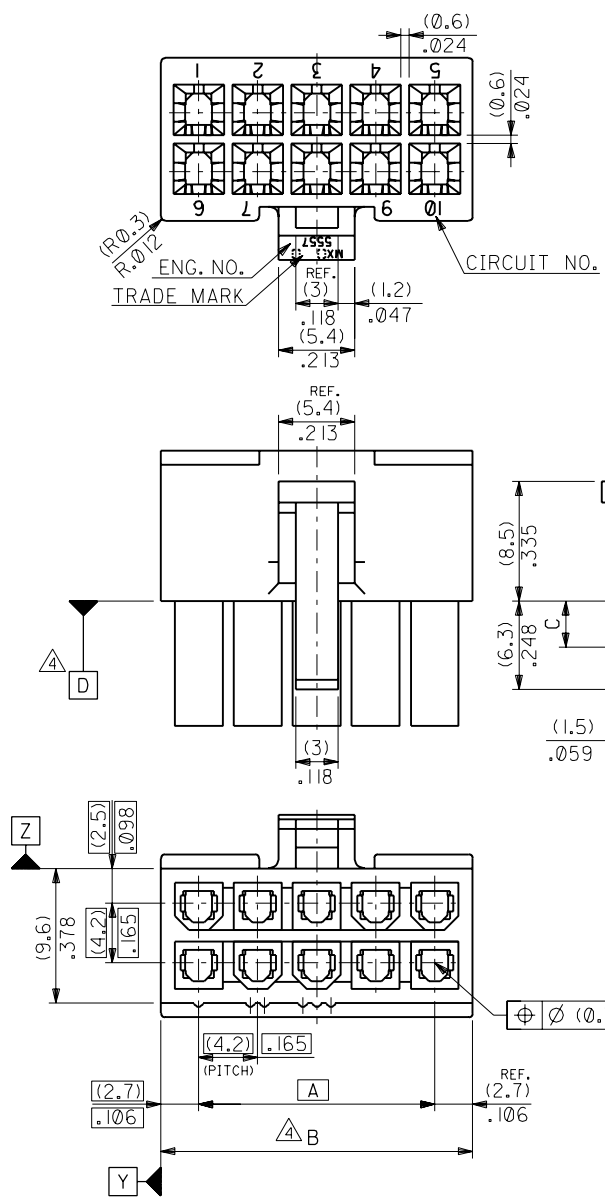
REVISE ONLY ON CAD SYSTEM

TITLE 名称
NEW MINI FIT CONN.
REC. HOUSING

DWG. NO. SD-5557-NR-210
REV G

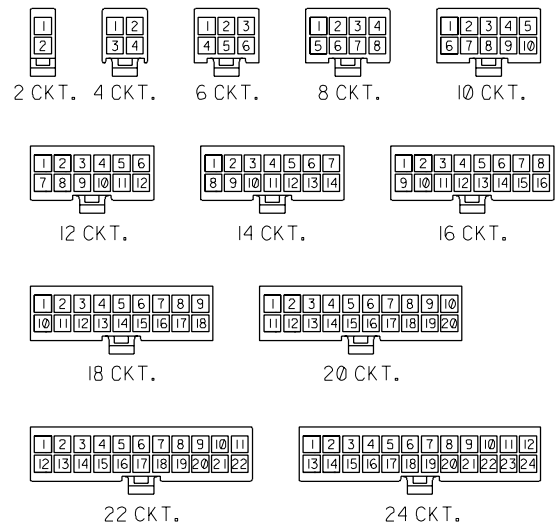
ENG. NO. SD-5557-NR-210
EDP NO. 39-01-2**5

MM DIMENSIONS IN METRIC DO NOT SCALE DRAWING



NOTES

1. TERMINAL : 5556 SERIES
2. MATE WITH : 5559 SERIES
5566 SERIES
5569 SERIES
3. (METRIC) VALUES SHOWN GOVERN OVER ENGLISH CONVERSION VALUES.
△ TO BE MEASURED AT POSITION OF □ SURFACE.



CIRCUIT SIZE LAYOUT
(SCALE: 1-1)

| | (51.6) 2.031 | (46.2) 1.819 | 39-01-2245 | 5557-24R-210 | 24 |
|-------|--------------|--------------|------------|--------------|--------------|
| (3,6) | (47.4) 1.866 | (42) 1.654 | ▲ -2225 | ▲ -22R-210 | 22 |
| .142 | (43.2) 1.701 | (37.8) 1.488 | -2205 | -20R-210 | 20 |
| | (39) 1.535 | (33.6) 1.323 | -2185 | -18R-210 | 18 |
| | (34.8) 1.37 | (29.4) 1.158 | -2165 | -16R-210 | 16 |
| | (30.6) 1.205 | (25.2) .992 | -2145 | -14R-210 | 14 |
| | (26.4) 1.039 | (21) .827 | -2125 | -12R-210 | 12 |
| (3,3) | (22.2) .874 | (16.8) .661 | -2105 | -10R-210 | 10 |
| .129 | (18) .709 | (12.6) .496 | -2085 | -08R-210 | 8 |
| | (13.8) .543 | (8.4) .331 | -2065 | -06R-210 | 6 |
| | (9.6) .378 | (4.2) .165 | ▼ -2045 | ▼ -04R-210 | 4 |
| | (5.4) .213 | — | | | 2 |
| | | | 39-01-2025 | 5557-02R-210 | 2 |
| C | B | A | EDP. NO. | ENG. NO. | NO. OF CKTS. |

| | | | | | | |
|-------------------------|---------|-------------------|----------------------|---------------|-------------------|-------------------|
| 角度 ANGLE | ±3° | E REVISION RECORD | S.A. M.F. | 9/1/8 | 材料 MATERIAL | 66NYLON (UL94V-0) |
| 30以上 OVER | +0.4 特許 | D REVISION RECORD | H.H. Y.Y. | 9/24/20 | 仕上げ FINISH | — |
| 10以上 30未滿 UNDER | +0.3 特許 | C REVISION RECORD | S.M. H.H. | 9/2/22 | 適用電線範圍 WIRE RANGE | — |
| 10未滿 UNDER | +0.2 | 記号 LTR | 変更内容 REVISION RECORD | DR. CHK. DATE | 被覆外径 INS. RANGE | — |
| 一般公差 GENERAL TOLERANCES | | | | | DRAWN BY 9/2/22 | CHK'D BY 9/7/08 |
| | | | | | S. MOCHIZUKI | M. FUKUSHIMA |
| | | | | | APP'D BY 9/7/08 | M. FUKUSHIMA |
| | | | | | | 尺度 SCALE 3-1 |

| | |
|--|------------------------------------|
| MOLLEX MOLEX-JAPAN CO.,LTD. 日本モレックス株式会社 | |
| EDP. NO. | 39-01-2**5 |
| ENG. NO. | SD-5557-NR-210 |
| TITLE 名称 | NEW MINI FIT CONN. REC. HOUSING |
| REV | F |

THIS DRAWING CONTAINS INFORMATION THAT IS PROPRIETARY TO MOLEX(JAPAN) AND SHOULD NOT BE USED WITHOUT WRITTEN PERMISSION
本図面は日本モレックス(株)の所有する情報を含むもので 当社の許可なく複製を禁止する。