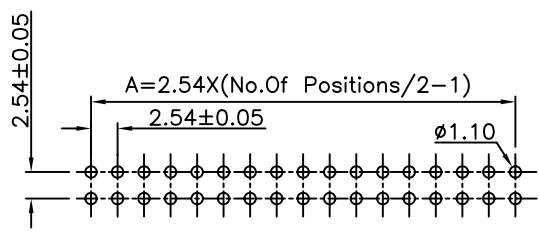
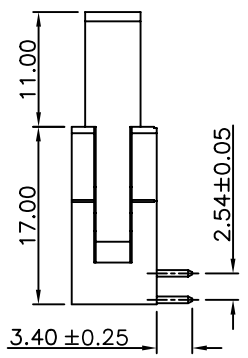
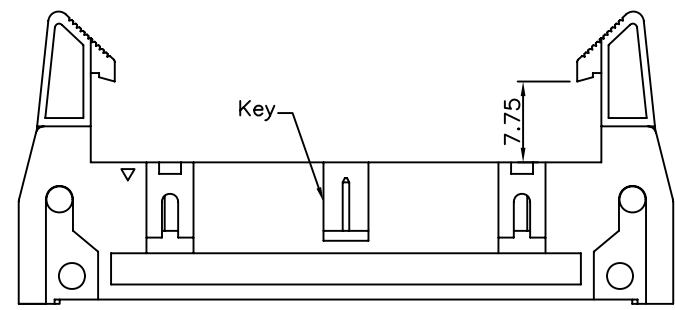
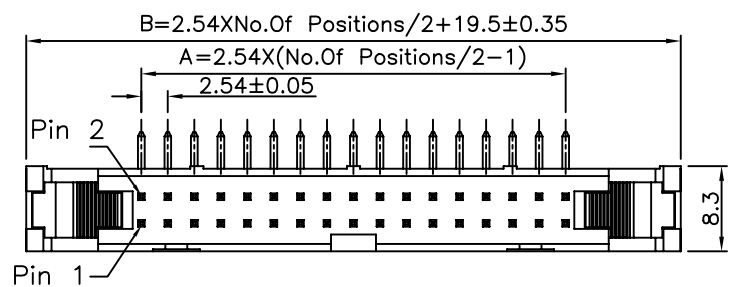


1 2 3 4 5



PCB LAYOUT - COMPONENT VIEW

TECHNICAL CHARACTERISTICS

MATERIAL
 INSULATOR: PBT
 FLAMABILITY RATING: UL94-V0
 COLOR: BLACK
 CONTACT MATERIAL: COPPER ALLOY
 CONTACT TYPE: STAMPED
 CONTACT PLATING: GOLD
 QUALITY CLASS: 3 AS PER CECC 75 301-802
 PITCH: 2.54MM

ENVIRONMENTAL
 OPERATING TEMPERATURE: -40 UP TO 125°C
 COMPLIANCE: LEAD FREE AND ROHS

ELECTRICAL
 CURRENT RATING: 3A MAX
 WORKING VOLTAGE: 250V AC
 INSULATOR RESISTANCE: >1000 MOHM
 DIELECTRIC WITHSTANDING VOLTAGE: 500V AC/MN
 CONTACT RESISTANCE: 20 mOHM MAX

STANDARD
 CERTIFIED: E323964 / MODEL NUMBER 612-R

SOLDERING
 WAVE PROCESS ONLY

PACKAGING
 TRAY

DIMENSION
 A = 2.54 x (NB. PIN / 2 - 1)
 B = 2.54 x (NB. PIN / 2) + 19.50

RoHS Compliant			
G			
F			
E	15-MAR-10	DELETE NOTES	JP
D	17-NOV-09	STANDARD	JP
C	19-MAY-09	NEW DRAW	JP
B	27-NOV-07	MODIFICATIONS	EC
A	08-JUN-07	CORRECTION	EC
REV	DATE	FILE	BY

PROJECTION:	
APPROVAL: RJ	

GENERAL TOLERANCE
.X = +/- 0.2
.XX = +/- 0.15
UNIT: MM
SCALE:
SHEET: 1/1
DRAW: MIKE

DESCRIPTION: 2.54MM MALE ANGLED BOX HEADER WITH LONG LEVER	SIZE A4
WERI PART NO: 612 0xx 229 21	

A
B
C
D