
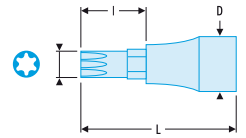


SX.LA 1/2" drive long-reach Torx® bit sockets

• Non-removable bits.

	Torx® no.	I* A mm	D mm	l mm	L mm	ΔΔ g
SX.40LA	T40	6,60	22,8	84	120	95
SX.45LA	T45	7,77	22,8	84	120	95
SX.55LA	T55	11,17	22,8	104	140	220
SX.70LA	T70	15,49	23,1	104	140	280

**Set of 1/2" drive Torx® bit sockets****AMEX.3**

• Comprising : SXM.20, SXM.25, SXM.27, SXM.30, SXM.40, SXM.45, SXM.50, SXM.55, SXM.60.


• Plastic case BP.102 : 204 x 122 x 52 mm.

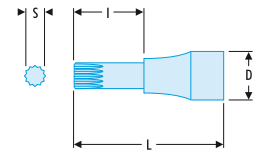

• Tray PL.455.

ΔΔ : 865 g.


**SV.B 1/2" drive XZN® spline bit sockets**

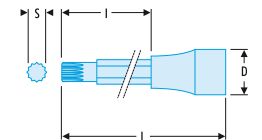
• Non-removable bits.

	Ø Screw	D mm	l mm	L mm	ΔΔ g
SV.6B	M6	22,8	24	60	60
SV.8B	M8	22,8	24	60	60
SV.10B	M10	22,8	24	60	70
SV.12B	M12	22,8	24	60	80
SV.14B	M14	22,8	24	60	100
SV.16B	M16	23,1	24	60	110


**SV.LB 1/2" drive long-reach XZN® spline bit sockets**

• Non-removable bits.

	Ø Screw	D mm	l mm	L mm	ΔΔ g
SV.6LB	M6	22,8	64	100	80
SV.8LB	M8	22,8	64	100	80
SV.10LB	M10	22,8	64	100	90
SV.10ELB	M10	22,8	120	120	110
SV.12LB	M12	22,8	64	100	120
SV.12ELB	M12	22,8	104	140	150
SV.14LB	M14	22,8	64	100	150

**Special  1/2" sockets for automotive applications***For details of our 1/2" special automotive sockets, see section 18.*


- Spark plug sockets
- Cylinder head sockets
- Injector sockets

**Rack sets of 1/2" drive bit sockets**

ST : for hexagon socket heads.

SX : for Torx® heads.

SV : for XZN® spline heads.

	Sizes	Rack	ΔΔ g
ST.40	STM 6-8-10-12-14-17-19	CKS.97	830
ST.41	SHPLA 6-7-8-10-12	CKS.90	610
SX.41	SXM 20-25-27-30-40-45-50-55	CKS.95	640
SV.40A	SVA 6-8-10-12	CKS.90	340
SV.41A	SVLB 8-10-12	CKS.90	440

