











Fire Equipment Signs

Working out an efficient fire prevention plan is becoming more and more important. Most fires are caused by human error and stem from carelessness, ignorance or inattention. Therefore fire prevention has to start by making everybody aware of the fire risks and possible methods of prevention.

The Health and Safety Regulations state that a safety sign must be used to identify fire fighting equipment and its location. It also specifies the general rules that apply to all workplaces. Employers must take the necessary steps to prevent fire from breaking out and must make sure that, if a fire does occur, it can be extinguished efficiently. Also, if a fire breaks out, fast evacuation must be possible to ensure employees' safety at all times.

Signs that indicate fire equipment must be rectangular or square. The background colour must be red and the symbol or text white.



Pictogram	Size in mm (H x W)	Selfadhesive Vinyl B-930	Rigid PVC B-7526	Pictogram	Size in mm (H x W)	Selfadhesive Vinyl B-930	Rigid PVC B-7526
Fire hose reel				Fire alarm			
PIC 401E	100 x 100	258755		STE 951	200 x 150	258800	258801
	200 x 200	258756	258757		400 x 300	258802	258803
	300 x 300	258758	258759	This way			
Fire hose reel				PIC 405	100 x 100	258765	
STE 949	200 x 150	258804	258805		200 x 200	258766	258767
	400 x 300	258806	258807	Fire ladder			
				PIC 297	100 x 100	258770	
Fire hose reel					200 x 200	258771	258772
STE 609	150 x 200	258842	258843	Emergency fire phone			
				PIC 296	100 x 100	258775	
					200 x 200	258776	258777
Fire alarm point				Fire point			
PIC 700	100 x 100	258760		STE 952	200 x 150	258832	258833
	200 x 200	258761	258762		400 x 300	258834	258835
	300 x 300	258763	258764				
Fire alarm call point							
STE 950	200 x 150	258812	258813				
	400 x 300	258814	258815				