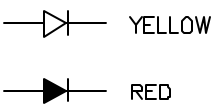
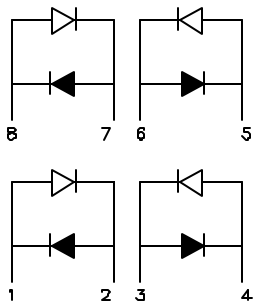
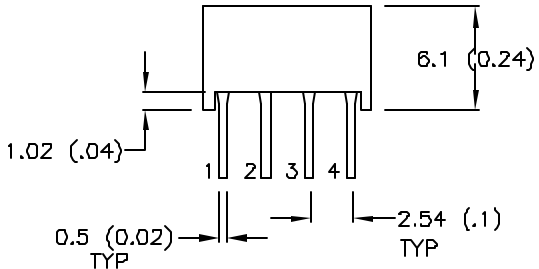
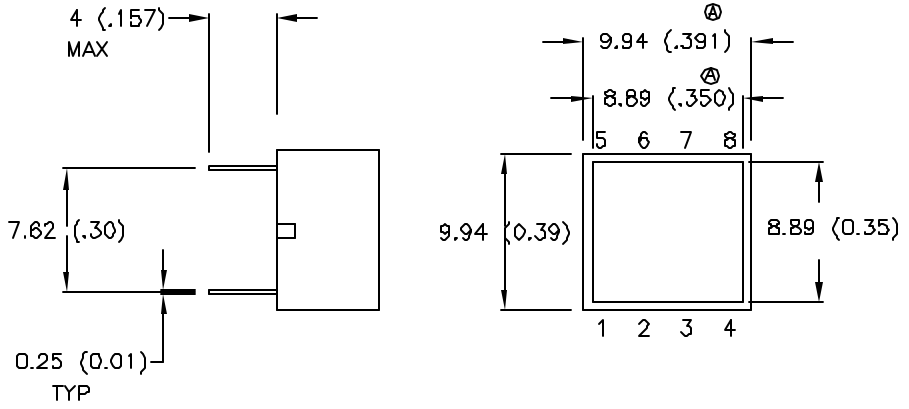


DATE	REVISIONS	REV
9-16-96	E.C.N. #10241./	A

DRAWING NUMBER	REV
SSB-LX29501YW	A

ELECTRO-OPTICAL CHARACTERISTICS  $T_A = 25^\circ\text{C}$   $I_f = 20\text{mA}$

PARAMETER	MIN	TYP	MAX	UNITS	TEST COND
PEAK WAVELENGTH		635 (RED) 585 (YELLOW)		nm	
FORWARD VOLTAGE (R/Y)		2.1	2.8	$V_f$	
REVERSE VOLTAGE	5.0			$V_r$	$I_f = 100\mu\text{A}$
AXIAL INTENSITY (R/Y)		25		mcd	$I_f = 20\text{mA}$
VIEWING ANGLE		160		2x theta	
EMITTED COLOR		RED/YELLOW			
EPOXY LENS FINISH		MILKY WHITE DIFFUSED			



LIMITS OF SAFE OPERATION AT 25°C

PARAMETER	MAX	UNITS
PEAK FORWARD CURRENT*(R/Y)	150	mA
STEADY CURRENT (R/Y)	30	mA
POWER DISSIPATION (R/Y)	105	mW
DERATE FROM 25°C	-0.42	mW/°C
OPERATING, STORAGE TEMP	-20 TO +85	°C
LEAD SOLDERING TEMP	+260	°C
2.0mm FROM BODY		3 SEC. MAX

\*  $t < 10\mu\text{s}$

**RELIABILITY NOTE**  
OUR MANY YEARS OF EXPERIENCE DATA ACCUMULATION INDICATE THAT SOLDER HEAT IS A MAJOR CAUSE OF EARLY AND FUTURE FAILURE. PLEASE PAY ATTENTION TO YOUR SOLDERING PROCESS.

<b>LUMEX</b> OPTO COMPONENTS INC.		290 E. HELLEN ROAD PALATINE, ILLINOIS 60067 (847) 359-2790	
<small>CONFIDENTIAL INFORMATION THE INFORMATION CONTAINED IN THIS DOCUMENT IS THE PROPERTY OF LUMEX OPTO/COMPONENTS, INC. EXCEPT AS SPECIFICALLY AUTHORIZED IN WRITING BY LUMEX OPTO/COMPONENTS, INC. THE HOLDER OF THIS DOCUMENT SHALL KEEP ALL INFORMATION CONTAINED HEREIN CONFIDENTIAL AND SHALL PROTECT SAME IN WHOLE OR IN PART FROM DISCLOSURE AND DISSEMINATION TO ALL THIRD PARTIES.</small>			
DATE:	12-20-95	DWN:	
SCALE:	N/A	CHK'D:	
		APPD:	
8.89mm x 8.89mm LIGHT BAR, RED/YELLOW BICOLOR, MILKY WHITE DIFFUSED			
PAGE	1 OF 1	DRAWING NUMBER	SSB-LX29501YW
		REV	A

UNIT: mm (INCHES)  
TOLERANCE:  $\pm 0.25$  ( $\pm 0.01$ ) UNLESS OTHERWISE SPECIFIED.