

973-154/166

AMP

**Standard Profile Headers—Shrouded
Single Row, .100 Centers**

For drawings, technical data or samples, contact your AMP sales engineer or call the AMP Product Information Center 1-800-522-6752. Dimensions are shown for reference purposes only.

**.025 Square
Straight Post
(with Standoffs)**

Material:

Housing—Black thermoplastic, flame retardant

Contacts—Copper alloy

Related Product Data:

Mateable Connectors:

AMPMODU Wire-Applied Receptacles—pages 26 & 27
Flexible Film Connectors—Catalog 73-151

AMPMODU MTE Connectors—Catalog 85-773

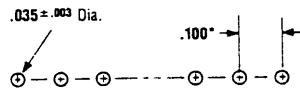
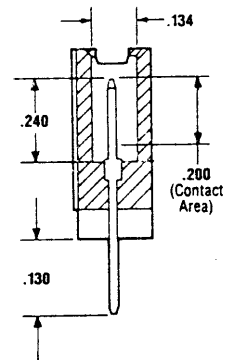
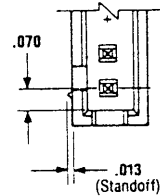
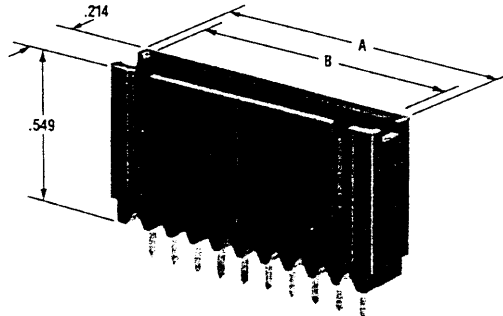
Technical Documents—page 100

Plating Specifications:

Duplex C—.000030 gold on contact area, .000100-.000200 tin-lead on solder area, with entire post underplated .000050 nickel

Duplex D—.000015 gold on contact area, .000100-.000200 tin-lead on solder area, with entire post underplated .000050 nickel

Tin-Lead/Nickel—.000100-.000200 tin-lead over .000050 nickel on entire post



Recommended Pc Board Hole Layout

* ± .003 tolerances not to accumulate within one connector pattern.

No. of Pos.	Dimensions		Packaging Quantity	Post Plating		
	A	B		Duplex C	Duplex D	Tin-Lead/Nickel
3	.420	.340	100	103414-1	3-102202-4	103080-1
4	.520	.440	100	103414-2	102202-1	103080-2
5	.620	.540	100	103414-3	102202-2	103080-3
6	.720	.640	100	103414-4	102202-3	103080-4
7	.820	.740	100	103414-5	102202-4	103080-5
8	.920	.840	100	103414-6	102202-5 *	103080-6
10	1.120	1.040	100	103414-8	102202-7 *	103080-8
12	1.320	1.240	100	1-103414-0	102202-9	1-103080-0
14	1.520	1.440	100	1-103414-2	1-102202-1	1-103080-2
20	2.120	2.040	100	1-103414-8	1-102202-7	—
22	2.320	2.240	100	2-103414-0	1-102202-9	—

973-154
973-166

Standard Profile Headers—
Shrouded