

Reed Sensors for SMD Mounting



DESCRIPTION

MK16 are magnetically operated Reed proximity switches for SMD mounting.

- **Lead design 1:**
Flat, straight leads for PCB slot mounting.
- **Lead design 2:**
Flat, bent SMD leads.

The sensors are supplied taped & reeled according to IEC 286/part 3 suitable for auto-placement. The special features of this series are the small dimensions of only 15.6 x 2.3 x 2.3mm and the simple internal structure (low-cost version).

APPLICATIONS


- Electronic PCB's where all components are surface mounted
- Telecommunication applications
Hook switch in mobile and hard-wired phones
- Switching element in microphones

FEATURES

- Four operate sensitivities available
- Tape and Reel available
- Excellent for low power operations
- No external power required for sensor operation

DIMENSIONS

All dimensions in mm [inches]



ORDER INFORMATION

SERIES	MAGNETIC SENSITIVITY	LEAD DESIGN
MK16 -	X -	X
OPTIONS	B, C, D, E	1, 2

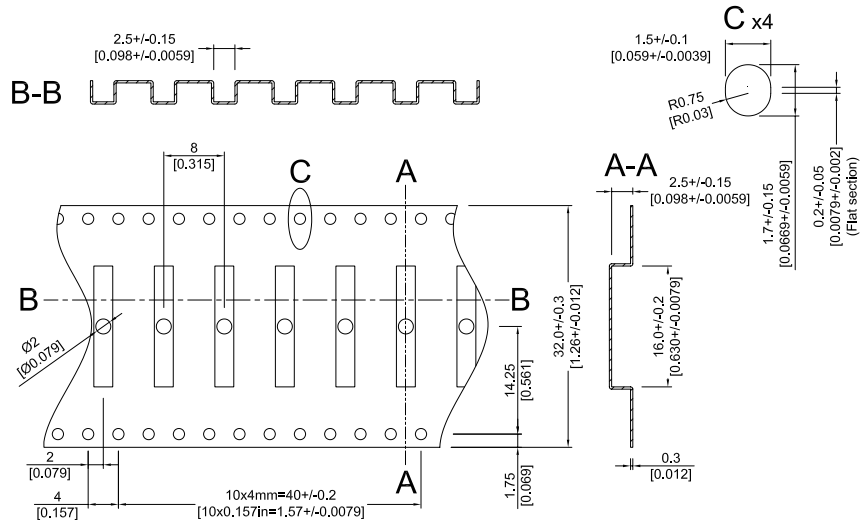
Part Number Example

MK16 - B - 1

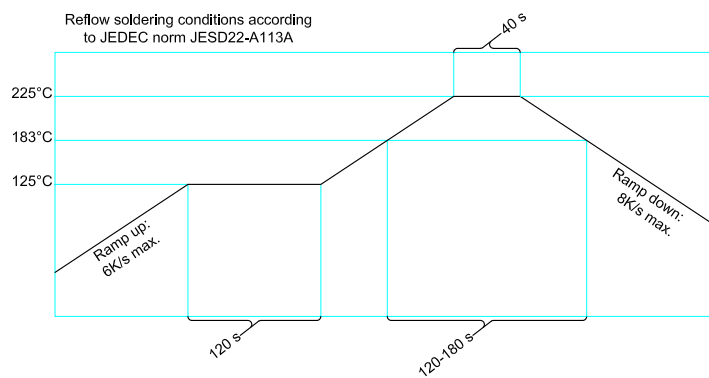
B is the magnetic sensitivity
1 is the lead design

SENSITIVITY CLASS	PULL IN AT RANGE
B	10 - 15
C	15 - 20
D	20 - 25
E	25 - 30

TAPE & REEL



SOLDERING INFORMATION



**Reed Sensors for
SMD Mounting**

CONTACT DATA

All data at 20 °C	Contact Form →	Form A			
Contact Ratings	Conditions	Min.	Typ.	Max.	Units
Switching Power	Any DC combination of V & A not to exceed their individual max.'s			10	W
Switching Voltage	DC or peak AC			200	V
Switching Current	DC or peak AC			0.5	A
Carry Current	DC or peak AC			0.5	A
Static Contact Resistance	w/ 0.5V & 10mA			150	mΩ
Dynamic Contact Resistance	Measured w/ 0.5V & 50mA 1.5 ms after closure			200	mΩ
Insulation Resistance across Contacts	100 Volts applied	10 ⁹			Ω
Breakdown Voltage across Contacts	Voltage applied for 60 sec. min.	230			VDC
Operate Time, incl. Bounce	Measured w/ 100% overdrive			0.6	ms
Release Time	Measured w/ no coil suppression			0.1	ms
Capacitance	@ 10kHz across contact		0.2		pF
Contact Operation *					
Must Operate Condition	Steady state field	10		20	AT
Must Release Condition	Steady state field	04		18	AT
Environmental Data					
Shock Resistance	1/2 sine wave duration 11ms			30	g
Vibration Resistance	From 10 - 2000 Hz			10	g
Ambient Temperature	10 °C/ minute max. allowable	-40		130	°C
Storage Temperature	10 °C/ minute max. allowable	-50		130	°C
Soldering Temperature	5 sec. dwell			260	°C
Please note: The indicated electrical data are maximum values and can vary downwards when using a more sensitive switch. * These ranges refer to the uncut / unmodified Reed Switches described in our Reed Switch section. Consult factory if more detail is required.					