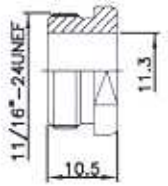

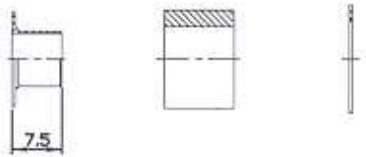
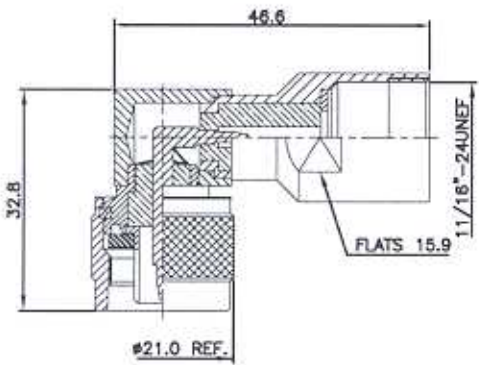


REV	DATE	DESCRIPTION	DATE	BY	APP
B		EB00-0091-02	18-03-02	AJB	R.G
A		RELEASE FOR PRODUCTION	21-11-01	AJB	FWK



⚠ SUPPLIED SEMI-ASSEMBLED (PACK CONTAINS LOOSE PIECES)
 VIEW SHOWS ASSEMBLED CONNECTOR (CABLE OMITTED)
 FOR CABLE TO CONNECTOR ASSEMBLY GUIDANCE
 REFER TO TYCO INSTRUCTION SHEET IS 411 - 3275

ALL DIMENSIONS ARE NOMINAL. FOR REFERENCE ONLY.

DIE SET PART NUMBER	N/A
HANDTOOL PART NUMBER	N/A
FOR USE ON CABLES	PSF 1/4M, RG8A/U, 213/U, UR467
CONNECTOR PLATING DETAIL	SILVER
CONTACT PLATING DETAIL	SILVER
DIELECTRIC MATERIAL	TEFLON
GASKET MATERIAL	WHITE SILICONE RUBBER

THIS DRAWING IS A CONTROLLED DOCUMENT.		DESIGNED BY: A. BEKEN DATE: 21-11-01 DRAWN BY: S. G. DATE: 21-11-01 CHECKED BY: F. W. KING DATE: 21-11-01 PRODUCT SPEC: 108-3435 APPLICATION SPEC:	NAME: Tyco Electronics Corporation ADDRESS: Storrs, Middlesex, HA7 4HS TYPE N ELBOW PLUS SOLDER (PS) RG213 50 ohm
DIMENSIONS: mm TOLERANCES UNLESS OTHERWISE SPECIFIED: 0 P.L.C. ± .05 1 P.L.C. ± .02 2 P.L.C. ± .01 3 P.L.C. ± .005 4 P.L.C. ± .002 5 P.L.C. ± .001 MATERIAL: - FINISH: -	SIZE: A3 DATE CODE: 00779 DRAWING NO: C-1478418 RESTRICTED TO:	CUSTOMER DRAWING: - SCALE: NTS SHEET: 1 OF 1 REV: B	

FEC 3977924