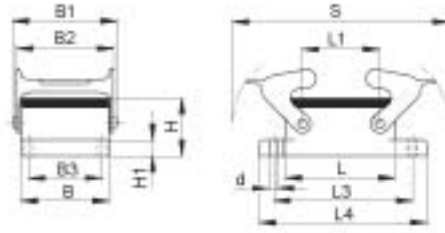


# 3.2 EPIC® D A - V I N C I H - B

Anbaugehäuse / Panel mount base / Embase encastrée



**EPIC® H-B Gehäuse: Anbaugehäuse (Querbügel)**  
**EPIC® H-B housings: panel mount base (double locking lever)**  
**Boîtiers EPIC® H-B: embase encastrée (double levier)**

## H-B 10

Artikel part article	Art.Nr. part No. N° art.	PG	L	L1	L2	L3	L4	B	B1	B2	B3	B4	B5	H	H1	H2	S	d
H-B 10 AG	<b>10032000</b>		73	27		83	93	43	57,8	53	32			27,8	4		116	4,3

Einsätze / Inserts / Inserts: 1.4: H-BE 10 / 1.5: H-EE 18 / 1.7: H-BVE 3 / 1.9: H-DD 42 / 1.10: MC 10 / 1.11: TB H-BE 10  
 Deckel / Cover / Couverture: 6.1: H-B 10

## H-B 16

Artikel part article	Art.Nr. part No. N° art.	PG	L	L1	L2	L3	L4	B	B1	B2	B3	B4	B5	H	H1	H2	S	d
H-B 16 AG	<b>10072000</b>		93,3	47,5		103	113	43	57,8	53	32			27,8	4		136,5	4,3

Einsätze / Inserts / Inserts: 1.4: H-BE 16 / 1.5: H-EE 32 / 1.6: H-BS 6 / 1.7: H-BVE 6 / 1.8: H-D 40 / 1.9: H-DD 72 / 1.10: MC 16 /  
 1.11: TB H-BE 16  
 Deckel / Cover / Couverture: 6.1: H-B 16

## H-B 24

Artikel part article	Art.Nr. part No. N° art.	PG	L	L1	L2	L3	L4	B	B1	B2	B3	B4	B5	H	H1	H2	S	d
H-B 24 AG	<b>10102000</b>		120	74		130	140	43	57,8	53	32			27,8	4		163	4,3

Einsätze / Inserts / Inserts: 1.4: H-BE 24 / 1.5: H-EE 46 / 1.7: H-BVE 10 / 1.8: H-D 64 / 1.9: H-DD 108 / 1.10: MC 24 /  
 1.11: TB H-BE 24  
 Deckel / Cover / Couverture: 6.1: H-B 24

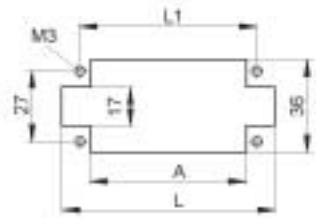
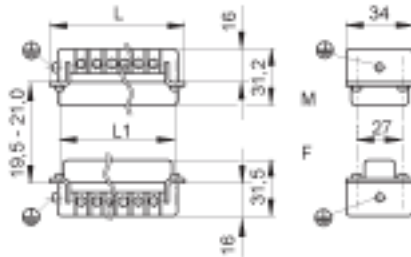
## H-B 32

Artikel part article	Art.Nr. part No. N° art.	Art.Nr.: EP part No.: EP N° art.: EP	PG	L	L1	L2	L3	L4	B	B1	B2	B3	B4	B5	H	H1	H2	S	d
H-B 32 AG	<b>10132000</b>			93,5	64,5		110	124	79	93,8	87,8	65			30,3	5		136,5	5,5

Einsätze / Inserts / Inserts: 1.4: H-BE 32 / 1.5: H-EE 64 / 1.6: H-BS 12 / 1.8: H-D 80 / 1.9: H-DD 144 / 1.10: 2 x MC 24 /  
 1.11: 2 x TB H-BE 16 & 2 x TB H-D 40

# 1.4 EPIC® H - B E

## Einsätze / Inserts / Inserts



Montageausschnitt  
Panel cut-out  
Découpe de montage

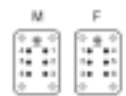
### Schraubanschluss / Screw termination / Raccord à visser

#### H-BE 6

Artikel part article	Version version version	Art.Nr. part No. N° art.	Drahtschutz wire protection protection de fil	Kontakte contacts contacts	L	L1	A
H-BE 6 SS	Stift / male / mâle	10190000	●	6	51	44	39
H-BE 6 BS	Buchse / female / femelle	10191000	●	6	51	44	39
H-BE 6 SS	Stift / male / mâle	10190100		6	51	44	39
H-BE 6 BS	Buchse / female / femelle	10191100		6	51	44	39

Gehäuse / Housings / Boîtiers:  
3.2: H-B 6

Ansicht anschlussseitig  
View from cable side  
Vue côté raccordement




#### H-BE 10

Artikel part article	Version version version	Art.Nr. part No. N° art.	Drahtschutz wire protection protection de fil	Kontakte contacts contacts	L	L1	A
H-BE 10 SS	Stift / male / mâle	10192000	●	10	64	57	52
H-BE 10 BS	Buchse / female / femelle	10193000	●	10	64	57	52
H-BE 10 SS	Stift / male / mâle	10192100		10	64	57	52
H-BE 10 BS	Buchse / female / femelle	10193100		10	64	57	52

Gehäuse / Housings / Boîtiers:  
3.2: H-B 10

Ansicht anschlussseitig  
View from cable side  
Vue côté raccordement



#### H-BE 16

Artikel part article	Version version version	Art.Nr. part No. N° art.	Drahtschutz wire protection protection de fil	Kontakte contacts contacts	L	L1	A
H-BE 16 SS	Stift / male / mâle	10194000	●	16	84,5	77,5	71
H-BE 16 BS	Buchse / female / femelle	10195000	●	16	84,5	77,5	71
H-BE 16 SS	Stift / male / mâle	10194100		16	84,5	77,5	71
H-BE 16 BS	Buchse / female / femelle	10195100		16	84,5	77,5	71

Gehäuse / Housings / Boîtiers:  
3.2: H-B 16

Ansicht anschlussseitig  
View from cable side  
Vue côté raccordement

