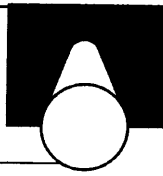


C101 ROUND BAR

Hard Drawn High Conductivity
4-4.2 metre lengths




Dia (in)	Weight per metre (Kg)
¼	0.28
⅜	0.44
½	0.63
10mm	0.70
12mm	1.01
½	1.13
¾	1.76
16mm	1.79
20mm	2.80
¾	2.54
1	3.45
25mm	4.39
1	4.51
1½	5.71
30mm	6.32
1½	7.05

Dia (in)	Weight per metre (Kg)
1¾	8.53
1½	10.0
40mm	11.2
1¾	11.9
1¾	13.8
45mm	14.1
50mm	17.4
2	18.0
2¼	22.8
2½	28.2
2¾	34.1
3	40.6
3¼	45.3
3½	55.2
4	72.2

C101 SHEET

Half Hard




Size	Weight per sheet (Kg)
2m x 1m x 0.9mm	16.0
4ft x 2ft x 20 swg	5.94
2m x 1m x 1.2mm	21.4
4ft x 2ft x 18 swg	7.94
2m x 1m x 1.5mm	26.7
1200 x 600 x 1.6mm	10.2

Size	Weight per sheet (Kg)
2m x 1m x 2mm	35.6
1200 x 600 x 2mm	12.8
2m x 1m x 3mm	53.4
4ft x 2ft x 10 swg	21.5
2m x 1m x 6mm	106

C101 PLATE

'M' (As Manufactured)




Size	Weight per plate (Kg)
3m x 1m x 6mm	128
3m x 1m x 10mm	213
3m x 1m x 12.7mm	339
3m x 1m x 16mm	427
2m x 1m x 20mm	355

Size	Weight per plate (Kg)
2m x 1m x 25.4mm	452
2m x 1m x 40mm	711
2m x 1m x 51mm	907
2m x 1m x 65mm	1157
1m x 1m x 102mm	907

Can be cut to size on plate saws.

C106 SHEET

Half Hard




Size	Weight per sheet (Kg)
2m x 1m x 0.55mm	9.79
4ft x 2ft x 24 swg	3.64
2m x 1m x 0.7mm	12.5
4ft x 2ft x 22 swg	4.63
2m x 1m x 0.9mm	16.0
4ft x 2ft x 20 swg	5.95
2.5m x 1.25m x 1.2mm	33.3
2m x 1m x 1.2mm	21.4
4ft x 2ft x 18 swg	7.94
2.5m x 1.25m x 1.5mm	41.7
2m x 1m x 1.6mm	28.5
4ft x 2ft x 16 swg	10.6

Size	Weight per sheet (Kg)
2.5m x 1.25m x 2mm	55.6
2m x 1m x 2mm	35.6
4ft x 2ft x 14 swg	13.2
2m x 1m x 2.5mm	44.5
4ft x 2ft x 12 swg	17.5
2.5m x 1.25m x 3mm	83.4
2m x 1m x 3mm	53.4
4ft x 2ft x 10 swg	21.5
4ft x 2ft x ⅜	31.5
2m x 1m x 5mm	89.0
2m x 1m x 6mm	106

C106 TUBE

Half Hard
6 metre lengths




Size (in)	Weight per metre (Kg)
¼ o/d x 20 swg	0.14
¼ o/d x 18 swg	0.17
⅜ o/d x 20 swg	0.22
⅜ o/d x 18 swg	0.29
½ o/d x 20 swg	0.30
½ o/d x 18 swg	0.39
½ o/d x 16 swg	0.50
⅝ o/d x 20 swg	0.38
⅝ o/d x 18 swg	0.50
¾ o/d x 20 swg	0.46
¾ o/d x 18 swg	0.61

Size (in)	Weight per metre (Kg)
¾ o/d x 16 swg	0.79
⅞ o/d x 20 swg	0.54
⅞ o/d x 16 swg	0.94
⅞ o/d x 18 swg	0.72
1 o/d x 20 swg	0.63
1 o/d x 18 swg	0.83
1 o/d x 16 swg	1.08
1¼ o/d x 16 swg	1.37
1½ o/d x 16 swg	1.66
2 o/d x 16 swg	2.24
2½ o/d x 16 swg	2.81

C106 SHEET

Soft - Spinning Quality



Size	Weight per sheet (Kg)
2m x 1m x 0.55mm	9.79
4ft x 2ft x 24 swg	3.64
2m x 1m x 0.7mm	12.5
4ft x 2ft x 22 swg	4.63
2m x 1m x 0.9mm	16.0

Size	Weight per sheet (Kg)
4ft x 2ft x 20 swg	5.95
2m x 1m x 1.2mm	21.4
4ft x 2ft x 18 swg	7.94
2m x 1m x 1.6mm	28.5
4ft x 2ft x 16 swg	10.6