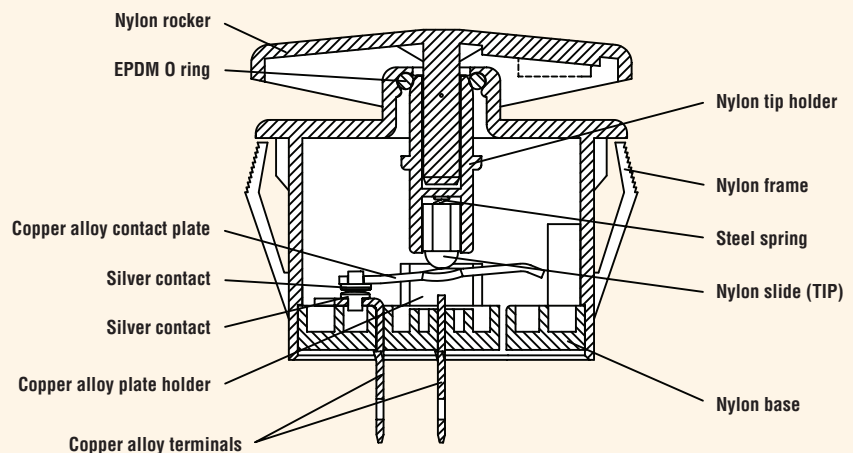


WATERPROOF 20A ROCKER SWITCH

KT Series

Features

- Enclosed switch complying to IP56
- Lighted and non-lighted versions
- Snap-in mounting
- Variety of actuator and lens color options
- Mechanical life: 100,000 cycles
- DC electrical life: 25,000 cycles



Electrical Ratings

Switch Series	VDC	EN61058 Rating	UL1054 Rating	Electrical Life at Rated Load	
				According to VDE (Min. Operations)	According to UL (Min. Operations)
KT	21A 14VDC	10(4)A 250V	20A 125VAC, 1/3HP; 10A 250VAC, 3/4HP	10,000	6,000

Specifications

Electrical

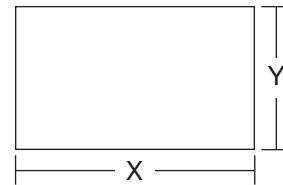
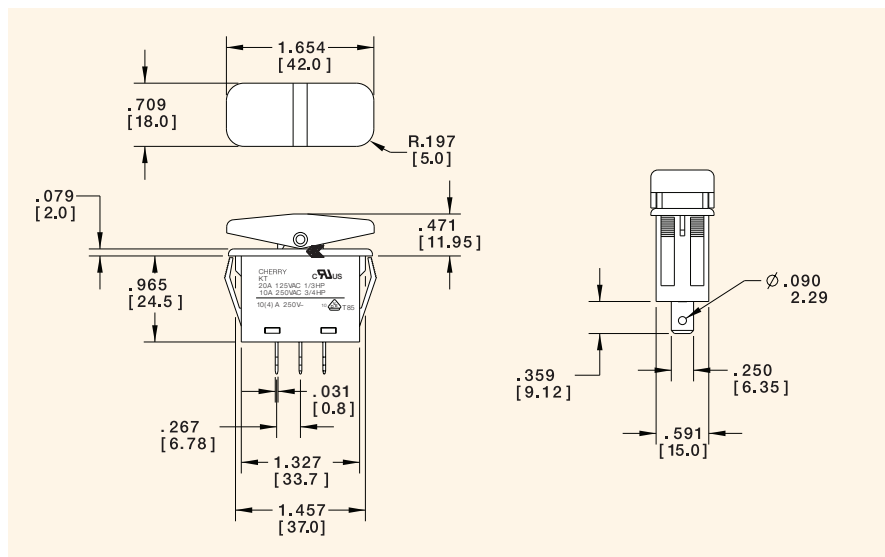
Dielectric Strength:	1500VAC for 1 minute
Insulation Resistance:	10 ⁸ ohms min at 500VDC
Initial Contact Resistance:	0.050 ohms max
Temperature Rating:	-20°C to +85°C

Materials

Actuator (non-lighted):	Nylon 66 with 33% Glass Fiber
Actuator (lighted):	Polycarbonate
Housing:	Nylon 66
Bezel:	Nylon 66
Spring:	Nickel-plated Steel Wire
Contacts:	Silver-plated Copper Alloy
Movable Arm:	Silver-plated Copper Alloy
Terminals:	Silver-plated Copper Alloy



Dimensions inches (mm)



Z = Panel Thickness

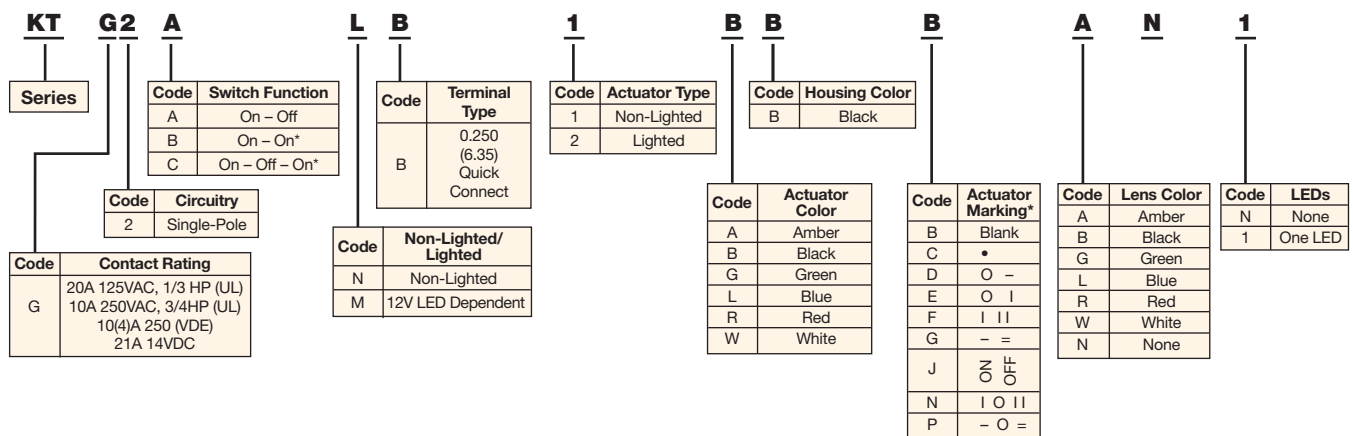
Recommended Panel Cut-Out Dimensions inches (mm)

Dim. Z	Dim. X	Dim. Y
0.030 to 0.200 (0.75 to 5.00)	1.454 (36.8)	0.602 (15.20)

Examples of Common Part Numbers and Descriptions inches (mm)

Part Number	Circuitry	Switch Function	Terminal Type	Actuator/Housing Color	Legend Marking
KTG2ANB1BBDNNN		On - Off	0.250 (6.3) Quick Connect	Black/Black	
KTG2AMB2BBBRN1		On - Off (Illuminated)	0.250 (6.3) Quick Connect	Black/Black (Red Lens)	
KTG2BNB1BBBNNN		On - On	0.250 (6.3) Quick Connect	Black/Black	
KTG2CNB1BBNNNN		On - Off - On	0.250 (6.3) Quick Connect	Black/Black	

Ordering Information



*Only available for non-lighted