

## Smoke absorber

**new**  
**HAKKO FA-430** ESD SAFE  
FUME EXTRACTION



Powerful suction and quiet operation.  
Air-purifying fume extractor for easy  
line changes.



Available in:

Japan North America EU

Oceania Asia Other Countries

### ● Features

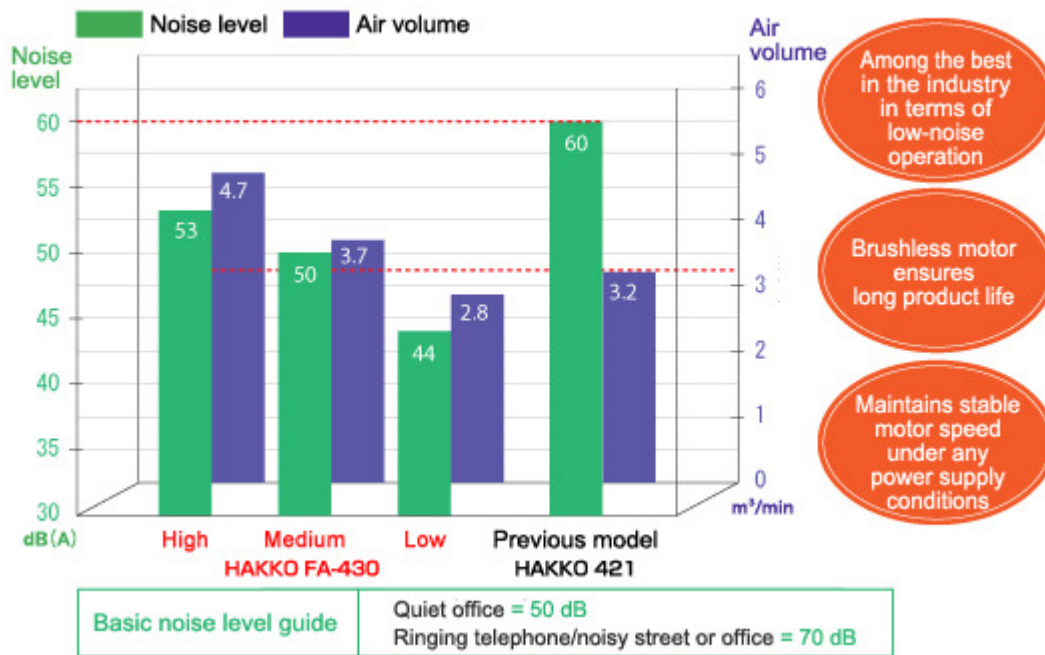
#### Quiet operation and powerful suction.

Exhaust noise has been reduced without sacrificing suction performance by the addition of a silencer unit to the exhaust outlet to ensure smooth air outflow. A high-performance motor with 1,500 Pa of static pressure provides powerful suction and quiet operation.

	HAKKO FA-430		Previous model (HAKKO 421)	
	Noise level dB (A)	Air volume m <sup>3</sup> /min	Noise level dB (A)	Air volume m <sup>3</sup> /min
High	53	4.7	60*	3.2*
Medium	50	3.7		
Low	44	2.8		



\*Values measured when the unit was used with a 60 Hz power supply.



Notes regarding graph:

The HAKKO FA-430 features significantly reduced noise level in medium airflow mode despite the fact that suction performance remains almost unchanged compared to the previous model. High airflow mode also provides quieter operation than the previous model. \*Suction performance values are for when two ducts are used.

\*Measured values for HAKKO 421 were taken when the unit was used with a 60 Hz power supply.

### Catch harmful smoke with freestanding ducts and adjustable air volume to suit your working environment

Is your smoke absorber affected by air conditioning? Are you fed up with having to re-adjust ducts after every line change? The HAKKO FA-430 fume extractor is the answer to your problems.

#### Airflow adjustment

Three airflow modes are available: High, Medium, and Low. Significantly improve your working environment by using an airflow volume that suits the worksite and the job.

- Low mode: Not easily affected by the surrounding environment. For use in small, quiet locations. (For when low-noise operation is a priority.)
- Medium mode: For normal use.
- High mode: For use in locations that are significantly affected by the surrounding environment. (For when suction performance is a priority.)

What do you mean by "surrounding environment"?

Smoke flows in unexpected directions due to a variety of factors; not just because of the influence of air conditioning. High mode is recommended if your worksite is situated near a doorway, in a spot where people continuously pass by, near the exhaust outlet of a large machine, or in a similar location. It is possible to use low mode in laboratories and other places where these kinds of influences are limited.

#### Freestanding ducts

Ducts can be bent or lengthened as desired and maintain their shape after adjustment, letting you place them exactly where suction is needed. Say goodbye forever to ducts that are long, heavy, and hard-to-handle.

	Length	Weight
Duct for HAKKO FA-430	1.2 m	0.6 kg



Photo above:  
Bends and stretches freely for perfect placement!

Photo on left:  
Lightweight and compact, the HAKKO FA-430 weighs only 7.5 kg. Built-in handles allow the fume extractor to be moved easily, facilitating line changeovers.

\*HAKKO FA-430 weighs 35% less than previous models.



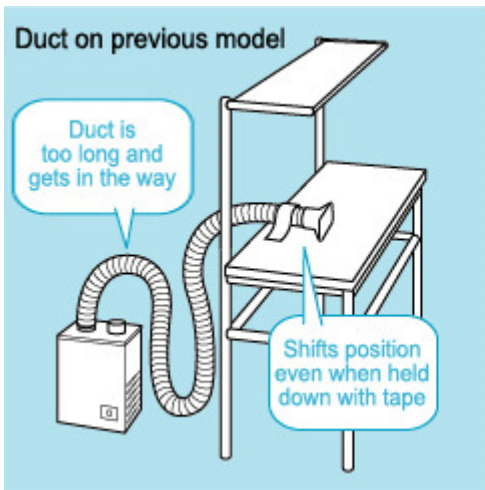
If the duct is mounted at an angle above the workpiece, it is easily affected by air conditioning



If the duct is mounted directly above, it can be difficult to see the workpiece



Duct is mounted on the worktable to provide excellent suction performance



**Filter replacement notification function ensures excellent trapping efficiency can be maintained at all times**

No matter how sophisticated a fume extractor is, if the filter is not replaced at the correct time, it will not be able to give maximum performance. The HAKKO FA-430 detects the number of fan revolutions and notifies the operator of the appropriate time to replace the filter, guaranteeing a comfortable working environment.

- Pre-filter

When the pre-filter is 80% clogged or has been used for 200 hours, the orange indicator flashes on and off.

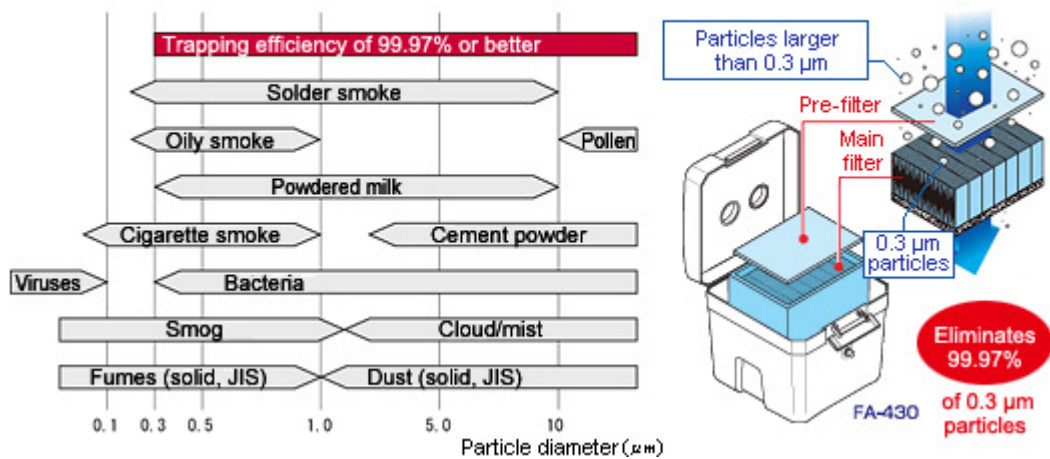


- Main filter

When the 10th pre-filter needs replacing, the orange and red lamps flash on and off.



### Aerosol particle diameter range



[Top of page](#)

### ● Packing List

Product	Packing List
HAKKO FA-430	Main unit, Power cord, Cap, Main filter, Pre-filters (x10), Instruction manual
Duct Set C1571 (With rectangular nozzle)	Duct, Adapter, Rectangular nozzle, Net, Instruction manual
Duct Set C1572 (With round nozzle)	Duct, Adapter, Round nozzle, Net, Instruction manual

### ● Specifications


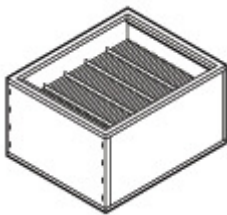

Power consumption*1 (High mode)	120 W
Maximum suction capacity (with single duct)	4.1 m <sup>3</sup> /min (145 cfm)
Maximum suction capacity (with two ducts)	4.7 m <sup>3</sup> /min (167 cfm)
Filtering efficiency*1 (Low/Medium mode)	99.97% 0.3 μm
Filtering efficiency*1 (High mode)	99.96% 0.3 μm
Noise level*2 (Medium mode)	50 dB (A)
Dimensions	330 (W) x 366 (H) x 343 (D) mm
Weight	7.5 kg
Static pressure	1500 Pa
Duct Set (sold separately)*3	ø55 mm x 1.2 m (ESD-safe)

\*1 Initial value for trapping efficiency measurement using airborne dust counting method.

\*2 Measured in an anechoic chamber of 1 m<sup>3</sup>.

\*3 Net is not ESD-safe.



### ● Replacement Parts & Options




Part No.	Part Name	Specifications
A1572	Pre-filter (10 per pack)	Eliminates 65% of particles 0.3 $\mu\text{m}$ or larger. 
A1573	Main filter	Eliminates 99.97% <sup>*1</sup> of particles 0.3 $\mu\text{m}$ or larger. 
B3619	Cap <sup>*2</sup>	For use when storing the main unit without ducts. 

\*1 Initial value for trapping efficiency measurement using airborne dust counting method.




\*2 One cap is included with the main unit.

### ● Option

Part No.	Part Name	Notes
B3642	Duct	$\varnothing 55 \times 1.2 \text{ m}$ 
B3620	Adapter	For attaching duct to main unit. 
B3622	Nozzle, rectangular	For absorbing smoke from the side.

		
B3623	Nozzle, round	For absorbing smoke from above. 
B3625	Net (5 per pack)	For preventing contaminants from being absorbed. (Mesh dimensions: Approx. 10 mm × 10 mm) 

The benchtop hood detailed below requires the separate purchase of a different sized duct, duct band, and 3-inch adapter.

Part No.	Part Name	Notes
B2418	Benchtop hood	For stopping smoke from escaping upwards without being affected by air conditioning.  *Requires ø75 duct, duct band (B2416), and 3-inch adapter (B3621).
B2410	Duct	Required when using benchtop hood.  *ø75 x 2 m. Not freestanding.
B2416	Duct band	Required when using benchtop hood. 
B3621	Adapter (for 3-inch duct)	Required when using benchtop hood and ø75 duct. 