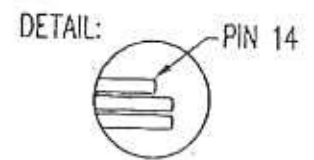
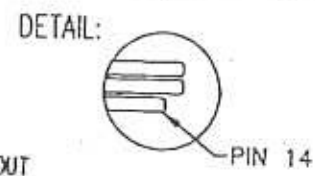
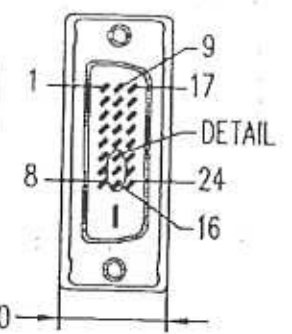
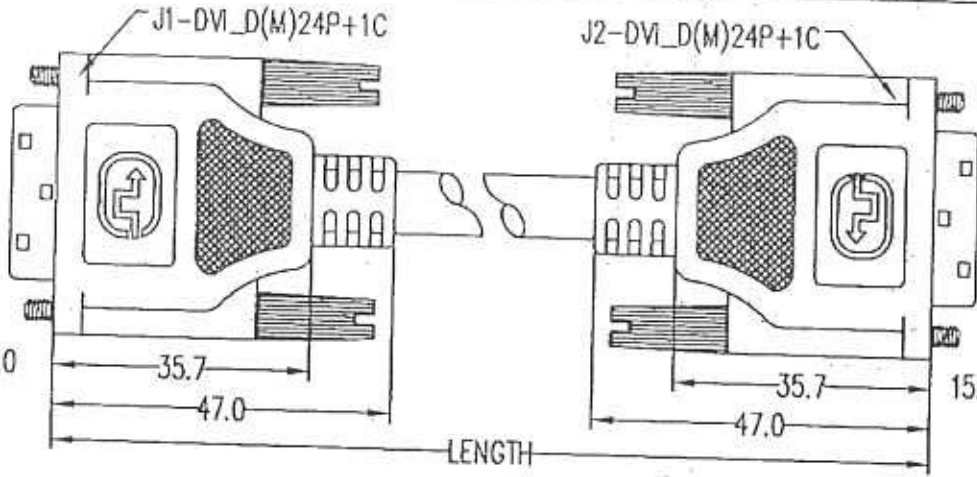
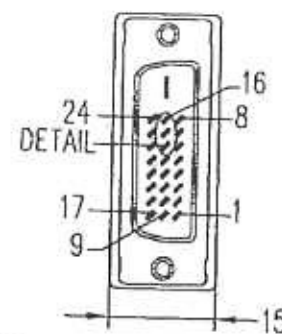


MOLD	INSIDE NO.	OUTSIDE NO.
DVI MALE	020580	YD-199



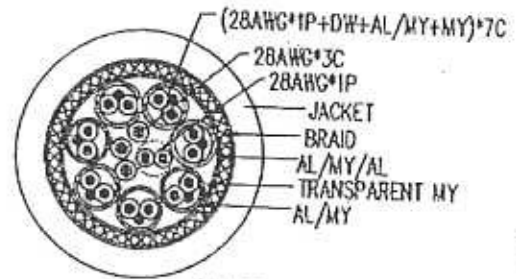
PIN OUT	
DVI_D(M)J1	J2DVI_D(M)

(1P+S)-1	1	1	
(1P+S)-2	2	2	DRAIN WIRE(P1+P2)
	3	3	
	4	4	
(1P+S)-3	5	5	DRAIN WIRE(P3+P4)
	9	9	
(1P+S)-4	10	10	DRAIN WIRE(P5+P6)
	11	11	
	12	12	
(1P+S)-5	13	13	DRAIN WIRE
	17	17	
(1P+S)-6	18	18	DRAIN WIRE
	19	19	
	20	20	
(1P+S)-7	21	21	DRAIN WIRE
	22	22	
	23	23	
PAIR	6	6	DRAIN WIRE
	7	7	
SHELL	14	14	SHELL
	15	15	
	16	16	
	24	24	

NOTES:

1. WIRE: UL20276(28AWG*1P+S)*7+28AWG*1P+28AWG*3C+AEB 85%
OD=8.6±0.15MM JACKET COLOR: LIGHT GREY
2. CONN: J1,J2-DVI 24P+1 MALE SOLDER MOLD TYPE W/TS
(CONTACT PLATED GOLD)INNER SHIELD: COPPER FOIL 360° SHIELDING
W/ "E" LOGO ON THE PIN1~8 SIDE
3. SCREW: 4*33.0MM(#4-40 UNC)
4. COLOR: IVORY
5. LENGTH: SEE THE TABLE
6. PACKING: W/CLEAR POLYBAG(繞線常規)

G.W.NO	LENGTH
2255D-1	1M±0.05M
2255D-2	2M±0.05M
2255D-5	5M±0.05M



SCALE: 4:1

i-o	JL-17-2003		
REV	DESCRIPTION	DATE	ECH NO:
DWG NAME: DVI CABLE			
G, W, NO:		CUS. ID:	
CUS NO:	SEE THE TABLE	DWG. NO:	22550
SHEET: 1/1	TOLERANCE:	UNIT: mm	
	. X	DRAW. BY:	
	. XX ±0.40		
	SCALE: 1:1	CHECKED	

P 2/2