

## FEATURES AND SPECIFICATIONS

### Features and Benefits

- High current
- Fully polarized
- Positive locks
- Low engagement force
- Wire-to-wire, wire-to-board
- Metal board retention clip

### Reference Information

Product Specification: PS-42815-0001  
 Packaging: Tray  
 UL File No.: E29179  
 CSA File No.: LR19980  
 TUV License No.: R9751144  
 Mates With: 42816 housing  
 Designed In: Millimeters

### Electrical

Voltage: 600V  
 Current: 49.0A max.  
 Contact Resistance: 1mΩ max.  
 Dielectric Withstanding Voltage: 1500V  
 Insulation Resistance: 1000 MΩ min.

### Mechanical

Contact Insertion Force: 5.0kg max.  
 Contact Retention to Housing: 9.0kg min.  
 Wire Pull-Out Force: 12 AWG—31.0kg  
 Insertion Force to PCB: 2.0kg max.  
 Mating Force: 1.0kg max.  
 Unmating Force: 0.5kg min.  
 Normal Force: 200g min.  
 Durability: 30 cycles

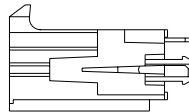
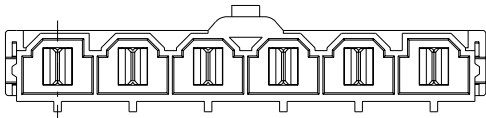
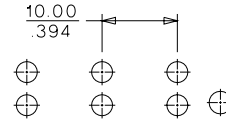
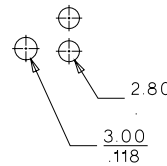
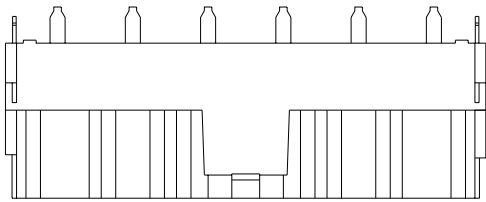
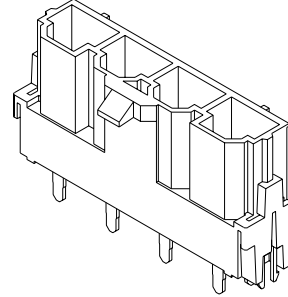
### Physical

Housing: Glass-filled, 4/6 nylon  
 Contact: Copper Alloy  
 Plating: Tin/Lead over Nickel  
 Temperature: -40 to +105°C

# molex® 10.00mm (.393") Pitch Mini-Fit, Sr.™ Header

## 42819

## Vertical, Single Row Metal Clip Mount SMC



## ORDERING INFORMATION AND DIMENSIONS

Circuits	Order No.	Dimension			
		A	B	C	P
2	42819-2212	23.82 (.937)	10.00 (.393)	1.80 (.070)	3.50 (.137)
	42819-2222			2.60 (.102)	5.10 (.200)
	42819-2232			3.40 (.133)	5.10 (.200)
3	42819-3212	33.82 (1.331)	20.00 (.787)	1.80 (.070)	3.50 (.137)
	42819-3222			2.60 (.102)	5.10 (.200)
	42819-3232			3.40 (.133)	5.10 (.200)
4	42819-4212	43.82 (1.725)	30.00 (1.181)	1.80 (.070)	3.50 (.137)
	42819-4222			2.60 (.102)	5.10 (.200)
	42819-4232			3.40 (.133)	5.10 (.200)
5	42819-5212	53.82 (2.118)	40.00 (1.574)	1.80 (.070)	3.50 (.137)
	42819-5222			2.60 (.102)	5.10 (.200)
	42819-5232			3.40 (.133)	5.10 (.200)
6	42819-6212	63.82 (2.512)	50.00 (1.968)	1.80 (.070)	3.50 (.137)
	42819-6222			2.60 (.102)	5.10 (.200)
	42819-6232			3.40 (.133)	5.10 (.200)