





Previous (A6S) Model Upgraded to Surface-mounting Type with Increased Solder Heat Resistance

- RoHS Compliant
 - Designed to enable replacement of previous (A6S) model, featuring the same dimensions and improved solder heat resistance (peak solder temperature: 260°C).
 - Gold-plated twin contacts and a slide-type, selfcleaning mechanism ensure high reliability.
 - Washable models with seal tape available.
- Embossed taping models available for automatic mounting.






Ordering Information

■ Models in Stick Packages

Type and color of actuator		Flat (white)		Raised (white)
		Standard	With seal tape	
No. of poles	Quantity per stick			
1	130	A6S-1101-H	A6S-1102-H	A6S-1104-H
2	76	A6S-2101-H	A6S-2102-H	A6S-2104-H
3	55	A6S-3101-H	A6S-3102-H	A6S-3104-H
4	42	A6S-4101-H	A6S-4102-H	A6S-4104-H
5	35	A6S-5101-H	A6S-5102-H	A6S-5104-H
6	28	A6S-6101-H	A6S-6102-H	A6S-6104-H
7	25	A6S-7101-H	A6S-7102-H	A6S-7104-H
8	22	A6S-8101-H	A6S-8102-H	A6S-8104-H
9	20	A6S-9101-H	A6S-9102-H	A6S-9104-H
10	18	A6S-0101-H	A6S-0102-H	A6S-0104-H

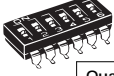

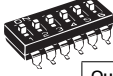
Note: Orders must be made in integral multiples of the quantities given for each stick. Switches cannot be water washed.

■ Models in Embossed Taping Packages (Standard Packing)

Type and color of actuator	Flat (white)				Raised (white)	
	Standard		With seal tape			
						
No. of poles		Quantity per package		Quantity per package		Quantity per package
1	A6S-1101-PH	800	A6S-1102-PH	800	A6S-1104-PH	800
2	A6S-2101-PH	900	A6S-2102-PH	900	A6S-2104-PH	700
3	A6S-3101-PH		A6S-3102-PH		---	
4	A6S-4101-PH		A6S-4102-PH		A6S-4104-PH	700
5	---		A6S-5102-PH		A6S-5104-PH	800
6	---		A6S-6102-PH		A6S-6104-PH	700
7	A6S-7101-PH		A6S-7102-PH		---	
8	A6S-8101-PH		A6S-8102-PH		A6S-8104-PH	700
9	---		A6S-9102-PH		---	
10	---		A6S-0102-PH		---	

- Note:** 1. Orders must be made in integral multiples of the quantities given for each package. Switches are not sold individually.
 2. Models with a different number of poles than those listed here can also be ordered. For details, consult your OMRON sales representative.

■ Models in Embossed Taping Packages (Small Quantity Packing)

Type and color of actuator	Flat (white)				Raised (white)	
	Standard		With seal tape			
						
No. of poles		Quantity per package		Quantity per package		Quantity per package
2	---	400	A6S-2102-PMH	400	---	400
3	A6S-3101-PMH		---			
4	A6S-4101-PMH		A6S-4102-PMH		A6S-4104-PMH	
6	A6S-6101-PMH		A6S-6102-PMH		A6S-6104-PMH	
8	A6S-8101-PMH		A6S-8102-PMH		A6S-8104-PMH	
10	A6S-0101-PMH		A6S-0102-PMH		A6S-0104-PMH	

- Note:** 1. Orders must be made in integral multiples of the quantities given for each package. Switches are not sold individually.
 2. Models with a different number of poles than those listed here can also be ordered. For details, consult your OMRON sales representative.

Surface-mounting DIP Switch – A6S-H

■ Ratings/Characteristics

Specifications

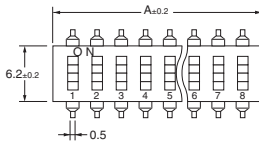
Switching capacity	25 mA at 24 VDC 10 μ A (minimum current) at 3.5 VDC
Ambient operating temperature	-20°C to 70°C at 60% max. (with no icing or condensation)
Ambient operating humidity	35% to 90% (at 5 to 35°C)
Insulation resistance	100 M Ω min. (at 250 VDC)
Contact resistance	200 m Ω max. (initial value)
Dielectric strength	500 VAC for 1 min between terminals of the same polarity, and between terminals of different polarity
Vibration resistance	Malfunction: 10 to 55 Hz, 1.5-mm double amplitude
Shock resistance	Malfunction: 300 m/s ² min.
Life expectancy	Mechanical: 1,000 operations min. Electrical: 1,000 operations min.
Operating force	Flat/raised type 0.29 N min. {30 gf}
Weight	0.25 g (2 poles), 0.41 g (4 poles), 0.58 g (6 poles), 0.73 g (8 poles), 0.87 g (10 poles)

Dimensions

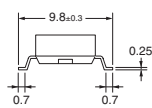
- Note: 1. All units are in millimeters unless otherwise indicated.
2. Unless otherwise specified, a tolerance of ± 0.4 mm applies to all dimensions.

Flat Actuator with SMT Terminal Standard/With Seal Tape

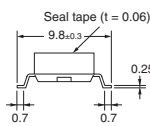
A6S-□101-H
A6S-□102-H



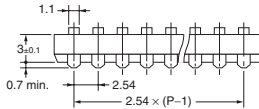
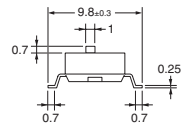
Flat Actuator Standard



With Seal Tape



Raised Actuator

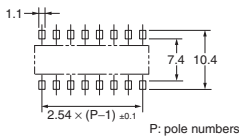


Raised Actuator with SMT Terminal

A6S-□104-H



PCB Dimensions (Top View)



No. of poles	Model			Dimension A
	A6S-1101-H	A6S-1102-H	A6S-1104-H	
1	A6S-2101-H	A6S-2102-H	A6S-2104-H	3.48
2	A6S-3101-H	A6S-3102-H	A6S-3104-H	6.02
3	A6S-4101-H	A6S-4102-H	A6S-4104-H	8.56
4	A6S-5101-H	A6S-5102-H	A6S-5104-H	11.10
5	A6S-6101-H	A6S-6102-H	A6S-6104-H	13.64
6	A6S-7101-H	A6S-7102-H	A6S-7104-H	16.18
7	A6S-8101-H	A6S-8102-H	A6S-8104-H	18.72
8	A6S-9101-H	A6S-9102-H	A6S-9104-H	21.26
9	A6S-0101-H	A6S-0102-H	A6S-0104-H	23.80
10	A6S-0101-H	A6S-0102-H	A6S-0104-H	26.34

Installation

■ Internal Connections (Top View)



ALL DIMENSIONS SHOWN ARE IN MILLIMETRES.

To convert millimetres into inches, multiply by 0.03937. To convert grams into ounces, multiply by 0.03527.