

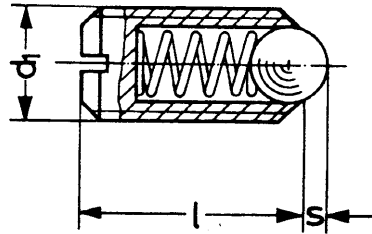
WIXROYD

3200



SPRING PLUNGERS plastic model

N Ball stainless steel
P Delrin



Material:

Body Delrin, blue. Ball stainless steel, hardened or Delrin, white.

Spring stainless steel

Note:


These spring plungers may be used where electric conductivity is not desired or in a hostile environment. Temperature range -30°C up to +80°C

Order No. Type N P		d ₁	l	s	Ball Ø	Pressure initial N= final N=		g
3200.W006	.W406	M 6	14	1,0	3,5	12	17	0,4
.W008	.W408	M 8	16	1,5	5,0	20	35	1,1
.W010	.W410	M10	19	2,0	6,0	20	45	3,0

POSITION

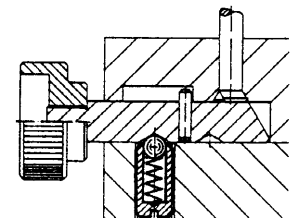
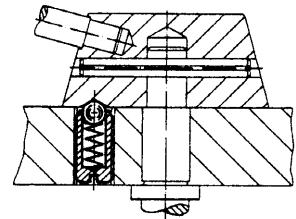
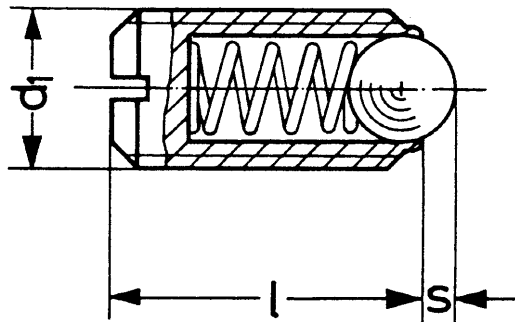
WIXROYD

3210



SPRING PLUNGERS with ball and slot

707 - 2636/2648/2650/2661/
2673/2788/2790/2806/
2818/2820



Material:

Model K and KS: Free cutting steel
Model KN and KNS: Stainless steel (including ball and spring)

Finish:

Free-cutting steel qualities blacked, ball hardened. Type KS ball zinc coated yellow, Type KNS body tip marked yellow

Note:

These spring plungers may be used for location or for applying pressure or lifting off. The stainless steel qualities are heat-resistant up to 250°C

K free-cutting steel, normal spring load (M 3-M24)
KS free-cutting steel, increased spring load (M 5-M24)
KN stainless steel, normal spring load (M 3-M24)
KNS stainless steel, increased spring load (M 5-M24)



Order No.				d ₁	l	s	Ball Ø	Type K and KN Pressure initial N= final N=		Type KS and KNS Pressure initial N= final N=		g
Type K	KS	KN	KNS									
3210.W003	-	.W403	-	M 3	7	0,5	1,5	2	3			0,3
.W004	-	.W404	-	M 4	9	0,8	2,5	8	16			
.W005	.W205	.W405	.W605	M 5	12	0,9	3,0	7	13	19	30	0,9
.W006	.W206	.W406	.W606	M 6	14	1,0	3,5	11	16	29	40	1,5
.W008	.W208	.W408	.W608	M 8	16	1,5	5,0	21	35	47	73	3,5
.W010	.W210	.W410	.W610	M10	19	2,0	6,0	24	44	66	100	7,0
.W012	.W212	.W412	.W612	M12	22	2,5	8,0	25	47	66	120	10,0
.W016	.W216	.W416	.W616	M16	24	3,5	10,0	65	105	130	230	24,0
.W020	.W220	.W420	.W620	M20	30	4,5	12,0	65	110	110	205	43,0
.W024	.W224	.W424	.W624	M24	34	5,5	15,0	100	175	150	280	70,0