


388-336.
(RP420012)

PCB Relay RP II/2

2 pole 8 A



- 2 C/O or 2 N/O contacts
- 4 kV / 8 mm coil-contact
- Twin contacts available
- PCB-sockets

Applications
Domestic appliances, UPS's



Technical data of approved types on request

F0150 A

Contact data

Configuration	2 C/O contacts or 2 N/O contacts
Type of contact	single contact
Rated current	8 A (UL: 10 A)
Rated voltage / max. breaking voltage	250 Vac / 440 Vac
Rated breaking capacity	2000 VA
Make current (max. 4 s at duty cycle 10%)	14 A
Contact material	AgNi 0.15, AgCdO

Contact life

Type	Load	Operations	Standard
RP440	64 A ON, 2 A OFF, 250 Vac	1x10 ⁴	VDE 0860
RP421	2 A, 50 Vdc, resistive	approx. 2x10 ⁶	
RP421	1/10hp, 240 Vac, per contact		UL 508
RP421	3 A, 380 Vac, AC11	approx. 3x10 ⁴	VDE 0660
RP421	0.18 A, 110 Vdc, DC11	approx. 1x10 ⁵	VDE 0660
RP420	0.6 A, 220 Vac, cosφ=0.8, single phase motor	approx. 1.3x10 ⁶	

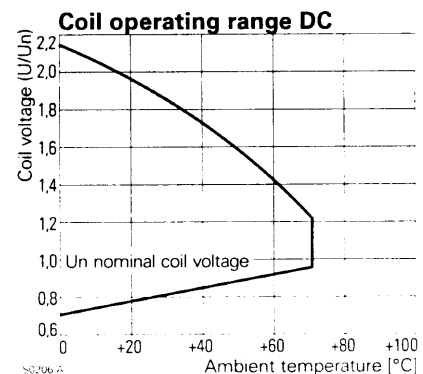
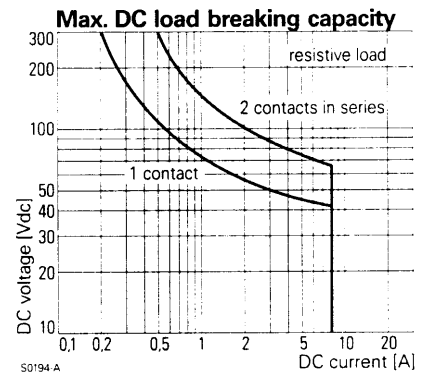
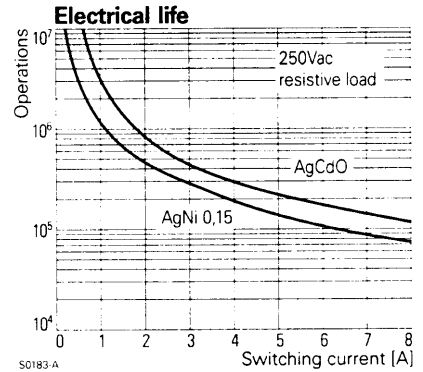
Coil data

Nominal voltage	5...110 Vdc
Nominal coil power	500 mW
Operate category	2 / b

Coil versions, DC-coil

Coil code	Nominal voltage Vdc	Pull-in voltage Vdc	Release voltage Vdc	Maximum voltage Vdc	Coil resistance Ω	Coil current mA
005	5	3.5	0.5	9.0	54±10%	92.6
006	6	4.2	0.6	10.8	68±10%	88.2
012	12	8.4	1.2	21.6	270±10%	44.4
024	24	16.8	2.4	43.2	1100±15%	21.8
048	48	33.6	4.8	86.4	4400±15%	10.9
060	60	42.0	6.0	108.0	6540±15%	9.2
110	110	77.0	11.0	198.0	23100±15%	4.8

All figures are given for coil without preenergization, at ambient temperature +20°C
Other coil voltages on request



PCB Relay RP II/2

2 pole 8 A

Insulation

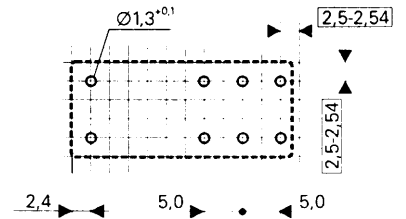
Dielectric strength	coil-contacts	4000 V _{rms}
	open contact circuit	1000 V _{rms}
	adjacent contacts	2500 V _{rms}
Clearance / creepage		8 / 8 mm
Insulation to VDE 0110b (2/79)		
Insulation category / reference voltage		C / 250

Other data

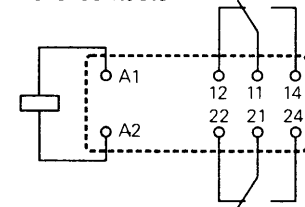
Ambient temperature	-40...+70 °C
Mechanical life	20x10 ⁶ operations
Max. switching rate at rated- / minimum load	10 min ⁻¹ / 1200 min ⁻¹
Operate- / release time	typ. 9 / 3 ms
Bounce time N/O contact/N/C contact	typ. 2 / 3 ms
Vibration resistance N/O / N/C contact	11 / 1.5 g, 30...150 Hz
Shock resistance (destruction)	100 g
Protection category	IP40 / IP67
Relay weight	18 g
Packaging unit	20 / 500 pcs.
Accessories	see accessories RP II/2, page 77

PCB layout / terminal assignment

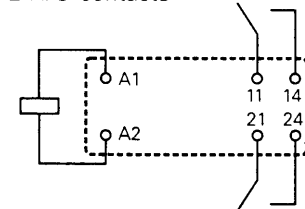
View on solder pins
Dimensions in mm



2 C/O contacts

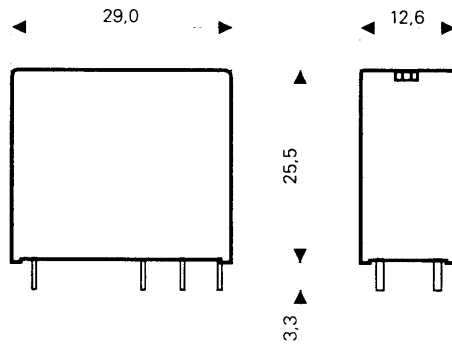


2 N/O contacts



Dimensions

Dimensions in mm



Ordering key



Type

Version

4 8 A, flux-tight

8 8 A, washable

Contacts

2 2 C/O contacts

4 2 N/O contacts

Contact material

0 AgCdO

1 AgNi 0.15

Coil

Coil code: please refer to coil versions table

Preferred types in bold print