


469-865 → 877

**Terminal strips
for printed circuit boards**

Technical data



**spacing
in mm**

type

5	8191
10	8191
5.08	8291
7.5	8391
7.62	8491


rated voltage
(VDE 0110, pollution degree 3):
spacing 5 mm 250 Vac 300 Vdc
spacing 5.08 mm 250 Vac 300 Vdc
spacing 7.5 mm 500 Vac 600 Vdc
spacing 7.62 mm 500 Vac 600 Vdc
spacing 10 mm 750 Vac 900 Vdc

rated current: 16 A
rated cross-section: 2.5 mm² fine stranded;
4 mm² solid
14 – 12 AWG

UR ratings: 30 – 12 AWG
rated voltage: 300 V
rated current: 20 A






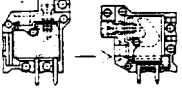

CSA ratings: 22 – 12 AWG
rated voltage: 300 V
rated current: 25 A

insulation strip length: 6.5 mm



5	8191 E
5.08	8291 E

**Wieland terminal strips for
printed circuits, lift cage system**

rated cross section	4 mm²				2.5 mm²				1.5 mm²				1.0 mm²							
	spacing in mm				5.0	5.08	7.5	7.62	5.0	5.08	7.5	7.62	5.0	5.08	7.5	7.62	3.5	3.81		
					8191 ZW	8291 ZW	8391 ZW	8491 ZW	8192 ZW	8292 ZW							8593 ZW	8893 ZW		
					8135	8235			8134	8234										
	8190		8390		8191	8291	8391	8491	8192	8292							8593	8893		
	8190 E				8191 E	8291 E														
					8191 D	8291 D														
					8185 Top 1 Top 2	8285 Top 1 Top 2	8385 Top 1 Top 2	8485 Top 1 Top 2												
			8375																	


The types in the marked fields are described at the following pages.

Terminal strips for printed circuit boards


type 8191

2.5 mm²

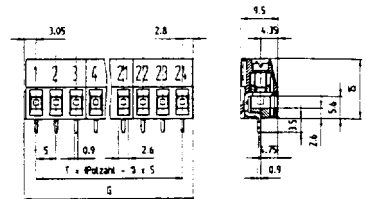
spacing 5 mm



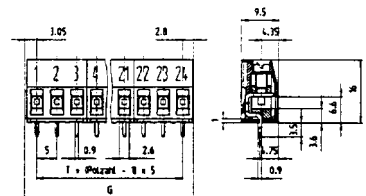
clamp direction parallel to PC board



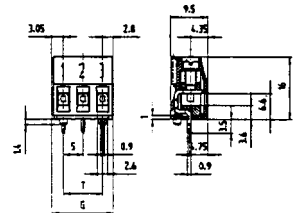
clamp direction vertical to PC board



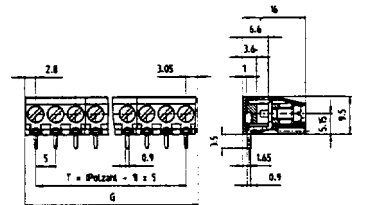
without insulating plate



with insulating plate without fixing bolts

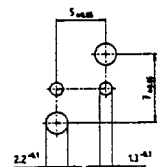


with insulating plate with fixing bolts

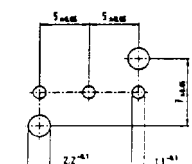


with insulating plate horizontal

bore hole plan for version with fixing bolts



2 poles



3 poles

PQP	G	T	poles	part no. marked			
				with insulating plate with fixing bolts	with insulating plate without fixing bolts	without insulating plate	with insulating plate horizontal
100	10.85	5	2	25.170.0253.0	25.160.3253.0	25.160.0253.0	25.160.6253.0
100	15.85	10	3	25.170.0353.0	25.160.3353.0	25.160.0353.0	25.160.6353.0
100	20.85	15	4		25.160.3453.0	25.160.0453.0	25.160.6453.0
100	25.85	20	5		25.160.3553.0	25.160.0553.0	25.160.6553.0
100	30.85	25	6		25.160.3653.0	25.160.0653.0	25.160.6653.0
100	35.85	30	7		25.160.3753.0	25.160.0753.0	25.160.6753.0
100	40.85	35	8		25.160.3853.0	25.160.0853.0	25.160.6853.0
100	45.85	40	9		25.160.3953.0	25.160.0953.0	25.160.6953.0
100	50.85	45	10		25.160.4053.0	25.160.1053.0	25.160.7053.0
100	55.85	50	11		25.160.4153.0	25.160.1153.0	25.160.7153.0
100	60.85	55	12		25.160.4253.0	25.160.1253.0	25.160.7253.0
100	65.85	60	13		25.160.4353.0	25.160.1353.0	25.160.7353.0
100	70.85	65	14		25.160.4453.0	25.160.1453.0	25.160.7453.0
100	75.85	70	15		25.160.4553.0	25.160.1553.0	25.160.7553.0
100	80.85	75	16		25.160.4653.0	25.160.1653.0	25.160.7653.0
100	85.85	80	17		25.160.4753.0	25.160.1753.0	25.160.7753.0
100	90.85	85	18		25.160.4853.0	25.160.1853.0	25.160.7853.0
100	95.85	90	19		25.160.4953.0	25.160.1953.0	25.160.7953.0
100	100.85	95	20		25.160.5053.0	25.160.2053.0	25.160.8053.0
100	105.85	100	21		25.160.5153.0	25.160.2153.0	25.160.8153.0
100	110.85	105	22		25.160.5253.0	25.160.2253.0	25.160.8253.0
100	115.85	110	23		25.160.5353.0	25.160.2353.0	25.160.8353.0
100	120.85	115	24		25.160.5453.0	25.160.2453.0	25.160.8453.0


PQP	G	T	poles	part no. unmarked			
				with insulating plate with fixing bolts	with insulating plate without fixing bolts	without insulating plate	with insulating plate horizontal
100	10.85	5	2	25.171.0253.0	25.161.3253.0	25.161.0253.0	25.161.6253.0
100	15.85	10	3	25.171.0353.0	25.161.3353.0	25.161.0353.0	25.161.6353.0
100	20.85	15	4		25.161.3453.0	25.161.0453.0	25.161.6453.0
100	25.85	20	5		25.161.3553.0	25.161.0553.0	25.161.6553.0
100	30.85	25	6		25.161.3653.0	25.161.0653.0	25.161.6653.0
100	35.85	30	7		25.161.3753.0	25.161.0753.0	25.161.6753.0
100	40.85	35	8		25.161.3853.0	25.161.0853.0	25.161.6853.0
100	45.85	40	9		25.161.3953.0	25.161.0953.0	25.161.6953.0
100	50.85	45	10		25.161.4053.0	25.161.1053.0	25.161.7053.0
100	55.85	50	11		25.161.4153.0	25.161.1153.0	25.161.7153.0
100	60.85	55	12		25.161.4253.0	25.161.1253.0	25.161.7253.0
100	65.85	60	13		25.161.4353.0	25.161.1353.0	25.161.7353.0
100	70.85	65	14		25.161.4453.0	25.161.1453.0	25.161.7453.0
100	75.85	70	15		25.161.4553.0	25.161.1553.0	25.161.7553.0
100	80.85	75	16		25.161.4653.0	25.161.1653.0	25.161.7653.0
100	85.85	80	17		25.161.4753.0	25.161.1753.0	25.161.7753.0
100	90.85	85	18		25.161.4853.0	25.161.1853.0	25.161.7853.0
100	95.85	90	19		25.161.4953.0	25.161.1953.0	25.161.7953.0
100	100.85	95	20		25.161.5053.0	25.161.2053.0	25.161.8053.0
100	105.85	100	21		25.161.5153.0	25.161.2153.0	25.161.8153.0
100	110.85	105	22		25.161.5253.0	25.161.2253.0	25.161.8253.0
100	115.85	110	23		25.161.5353.0	25.161.2353.0	25.161.8353.0
100	120.85	115	24		25.161.5453.0	25.161.2453.0	25.161.8453.0

Terminal strips for printed circuit boards


type 8291

2.5 mm²

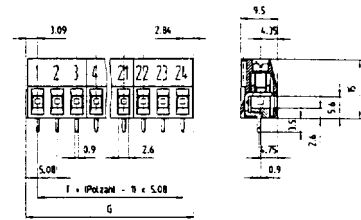
spacing 5.08 mm



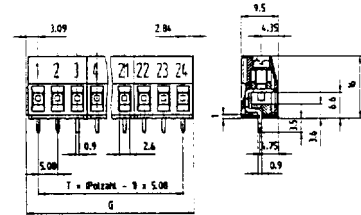
clamp direction
parallel to
PC board



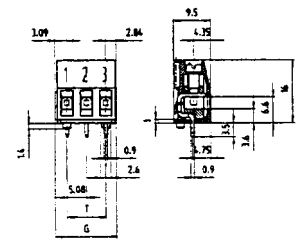
clamp direction
vertical to
PC board



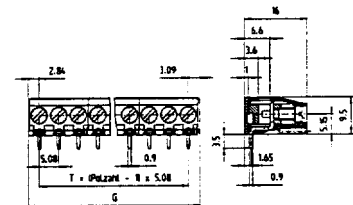
without insulating plate



with insulating plate
without fixing bolts

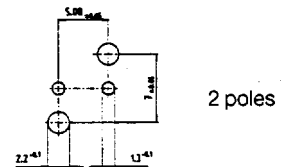


with insulating plate
with fixing bolts

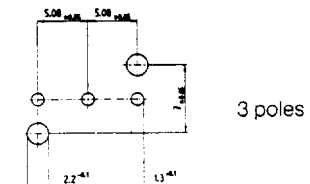


with insulating plate
horizontal

bore hole plan for version
with fixing bolts



2 poles



3 poles

POP G T poles

part no. marked

with insulating plate with fixing bolts	with insulating plate without fixing bolts	without insulating plate	with insulating plate horizontal
25.172.0253.0	25.162.3253.0	25.162.0253.0	25.162.6253.0
25.172.0353.0	25.162.3353.0	25.162.0353.0	25.162.6353.0
	25.162.3453.0	25.162.0453.0	25.162.6453.0
	25.162.3553.0	25.162.0553.0	25.162.6553.0
	25.162.3653.0	25.162.0653.0	25.162.6653.0
	25.162.3753.0	25.162.0753.0	25.162.6753.0
	25.162.3853.0	25.162.0853.0	25.162.6853.0
	25.162.3953.0	25.162.0953.0	25.162.6953.0
	25.162.4053.0	25.162.1053.0	25.162.7053.0
	25.162.4153.0	25.162.1153.0	25.162.7153.0
	25.162.4253.0	25.162.1253.0	25.162.7253.0
	25.162.4353.0	25.162.1353.0	25.162.7353.0
	25.162.4453.0	25.162.1453.0	25.162.7453.0
	25.162.4553.0	25.162.1553.0	25.162.7553.0
	25.162.4653.0	25.162.1653.0	25.162.7653.0
	25.162.4753.0	25.162.1753.0	25.162.7753.0
	25.162.4853.0	25.162.1853.0	25.162.7853.0
	25.162.4953.0	25.162.1953.0	25.162.7953.0
	25.162.5053.0	25.162.2053.0	25.162.8053.0
	25.162.5153.0	25.162.2153.0	25.162.8153.0
	25.162.5253.0	25.162.2253.0	25.162.8253.0
	25.162.5353.0	25.162.2353.0	25.162.8353.0
	25.162.5453.0	25.162.2453.0	25.162.8453.0

POP G T poles

part no. unmarked


with insulating plate with fixing bolts	with insulating plate without fixing bolts	without insulating plate	with insulating plate horizontal
25.173.0253.0	25.163.3253.0	25.163.0253.0	25.163.6253.0
25.173.0353.0	25.163.3353.0	25.163.0353.0	25.163.6353.0
	25.163.3453.0	25.163.0453.0	25.163.6453.0
	25.163.3553.0	25.163.0553.0	25.163.6553.0
	25.163.3653.0	25.163.0653.0	25.163.6653.0
	25.163.3753.0	25.163.0753.0	25.163.6753.0
	25.163.3853.0	25.163.0853.0	25.163.6853.0
	25.163.3953.0	25.163.0953.0	25.163.6953.0
	25.163.4053.0	25.163.1053.0	25.163.7053.0
	25.163.4153.0	25.163.1153.0	25.163.7153.0
	25.163.4253.0	25.163.1253.0	25.163.7253.0
	25.163.4353.0	25.163.1353.0	25.163.7353.0
	25.163.4453.0	25.163.1453.0	25.163.7453.0
	25.163.4553.0	25.163.1553.0	25.163.7553.0
	25.163.4653.0	25.163.1653.0	25.163.7653.0
	25.163.4753.0	25.163.1753.0	25.163.7753.0
	25.163.4853.0	25.163.1853.0	25.163.7853.0
	25.163.4953.0	25.163.1953.0	25.163.7953.0
	25.163.5053.0	25.163.2053.0	25.163.8053.0
	25.163.5153.0	25.163.2153.0	25.163.8153.0
	25.163.5253.0	25.163.2253.0	25.163.8253.0
	25.163.5353.0	25.163.2353.0	25.163.8353.0
	25.163.5453.0	25.163.2453.0	25.163.8453.0

Terminal strips for printed circuit boards


type 8391

2.5 mm²

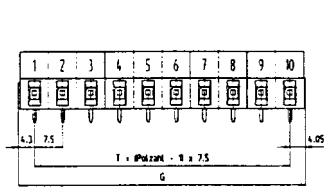
spacing 7.5 mm



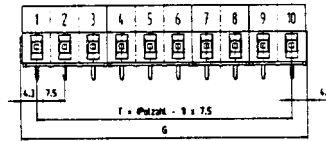
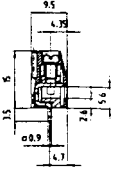
clamp direction parallel to PCB board



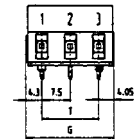
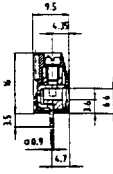
clamp direction vertical to PCB board



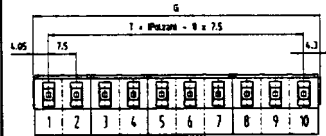
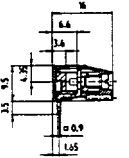
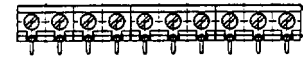
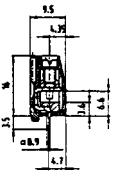
without insulating plate



with insulating plate without fixing bolts



with insulating plate with fixing bolts



with insulating plate horizontal



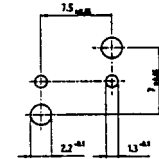
G	T	poles
15.85	7.5	2
23.35	15.0	3
30.85	22.5	4
38.35	30.0	5
45.85	37.5	6
53.35	45.0	7
60.85	52.5	8
68.35	60.0	9
75.85	67.5	10
83.35	75.0	11
90.85	82.5	12
98.35	90.0	13
105.85	97.5	14
113.35	105.0	15
120.85	112.5	16
128.35	120.0	17
135.85	127.5	18
143.35	135.0	19
150.85	142.5	20
158.35	150.0	21
165.85	157.5	22
173.35	165.0	23
180.85	172.5	24

		part no. marked			
		with insulating plate with fixing bolts	with insulating plate without fixing bolts	without insulating plate	with insulating plate horizontal
25.174.0253.0	25.164.3253.0	25.164.0253.0	25.164.6253.0		
25.174.0353.0	25.164.3353.0	25.164.0353.0	25.164.6353.0		
	25.164.3453.0	25.164.0453.0	25.164.6453.0		
	25.164.3553.0	25.164.0553.0	25.164.6553.0		
	25.164.3653.0	25.164.0653.0	25.164.6653.0		
	25.164.3753.0	25.164.0753.0	25.164.6753.0		
	25.164.3853.0	25.164.0853.0	25.164.6853.0		
	25.164.3953.0	25.164.0953.0	25.164.6953.0		
	25.164.4053.0	25.164.1053.0	25.164.7053.0		
	25.164.4153.0	25.164.1153.0	25.164.7153.0		
	25.164.4253.0	25.164.1253.0	25.164.7253.0		
	25.164.4353.0	25.164.1353.0	25.164.7353.0		
	25.164.4453.0	25.164.1453.0	25.164.7453.0		
	25.164.4553.0	25.164.1553.0	25.164.7553.0		
	25.164.4653.0	25.164.1653.0	25.164.7653.0		
	25.164.4753.0	25.164.1753.0	25.164.7753.0		
	25.164.4853.0	25.164.1853.0	25.164.7853.0		
	25.164.4953.0	25.164.1953.0	25.164.7953.0		
	25.164.5053.0	25.164.2053.0	25.164.8053.0		
	25.164.5153.0	25.164.2153.0	25.164.8153.0		
	25.164.5253.0	25.164.2253.0	25.164.8253.0		
	25.164.5353.0	25.164.2353.0	25.164.8353.0		
	25.164.5453.0	25.164.2453.0	25.164.8453.0		

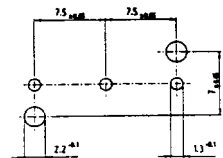
G	T	poles
15.85	7.5	2
23.35	15.0	3
30.85	22.5	4
38.35	30.0	5
45.85	37.5	6
53.35	45.0	7
60.85	52.5	8
68.35	60.0	9
75.85	67.5	10
83.35	75.0	11
90.85	82.5	12
98.35	90.0	13
105.85	97.5	14
113.35	105.0	15
120.85	112.5	16
128.35	120.0	17
135.85	127.5	18
143.35	135.0	19
150.85	142.5	20
158.35	150.0	21
165.85	157.5	22
173.35	165.0	23
180.85	172.5	24

		part no. unmarked			
		with insulating plate with fixing bolts	with insulating plate without fixing bolts	without insulating plate	with insulating plate horizontal
25.175.0253.0	25.165.3253.0	25.165.0253.0	25.165.6253.0		
25.175.0353.0	25.165.3353.0	25.165.0353.0	25.165.6353.0		
	25.165.3453.0	25.165.0453.0	25.165.6453.0		
	25.165.3553.0	25.165.0553.0	25.165.6553.0		
	25.165.3653.0	25.165.0653.0	25.165.6653.0		
	25.165.3753.0	25.165.0753.0	25.165.6753.0		
	25.165.3853.0	25.165.0853.0	25.165.6853.0		
	25.165.3953.0	25.165.0953.0	25.165.6953.0		
	25.165.4053.0	25.165.1053.0	25.165.7053.0		
	25.165.4153.0	25.165.1153.0	25.165.7153.0		
	25.165.4253.0	25.165.1253.0	25.165.7253.0		
	25.165.4353.0	25.165.1353.0	25.165.7353.0		
	25.165.4453.0	25.165.1453.0	25.165.7453.0		
	25.165.4553.0	25.165.1553.0	25.165.7553.0		
	25.165.4653.0	25.165.1653.0	25.165.7653.0		
	25.165.4753.0	25.165.1753.0	25.165.7753.0		
	25.165.4853.0	25.165.1853.0	25.165.7853.0		
	25.165.4953.0	25.165.1953.0	25.165.7953.0		
	25.165.5053.0	25.165.2053.0	25.165.8053.0		
	25.165.5153.0	25.165.2153.0	25.165.8153.0		
	25.165.5253.0	25.165.2253.0	25.165.8253.0		
	25.165.5353.0	25.165.2353.0	25.165.8353.0		
	25.165.5453.0	25.165.2453.0	25.165.8453.0		

bore hole plan for version with fixing bolts



2 poles



3 poles

Terminal strips for printed circuit boards


type 8491

2.5 mm²

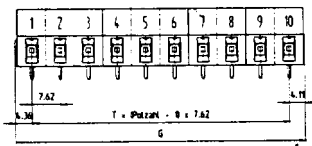
spacing 7.62 mm



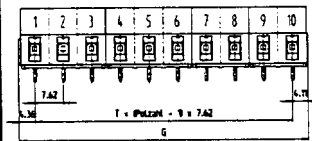
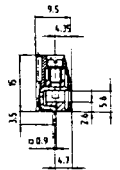
clamp direction
parallel to
PC board



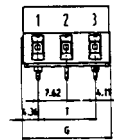
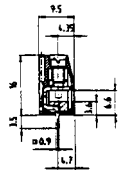
clamp direction
vertical to
PC board



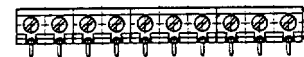
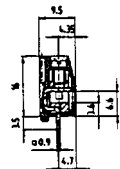
without insulating plate



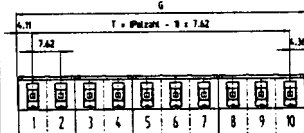
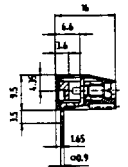
with insulating plate
without fixing bolts



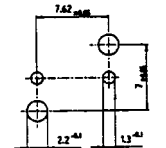
with insulating plate
with fixing bolts



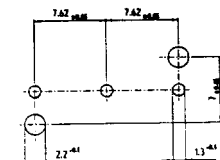
with insulating plate
horizontal



bore hole plan for version
with fixing bolts



2 poles



3 poles

G	T	poles
16.09	7.62	2
23.71	15.24	3
31.33	22.86	4
38.95	30.48	5
46.57	38.10	6
54.19	45.72	7
61.81	53.34	8
69.43	60.96	9
77.05	68.58	10
84.67	76.20	11
92.29	83.82	12
99.91	91.44	13
107.53	99.06	14
115.15	106.68	15
122.77	114.30	16
131.39	121.92	17
138.01	129.54	18
145.63	137.16	19
153.25	144.78	20
160.87	152.40	21
168.49	160.02	22
176.11	167.64	23
183.73	175.26	24


with insulating plate with fixing bolts	with insulating plate without fixing bolts	without insulating plate	with insulating plate horizontal
25.176.0253.0	25.166.3253.0	25.166.0253.0	25.166.6253.0
25.176.0353.0	25.166.3353.0	25.166.0353.0	25.166.6353.0
	25.166.3453.0	25.166.0453.0	25.166.6453.0
	25.166.3553.0	25.166.0553.0	25.166.6553.0
	25.166.3653.0	25.166.0653.0	25.166.6653.0
	25.166.3753.0	25.166.0753.0	25.166.6753.0
	25.166.3853.0	25.166.0853.0	25.166.6853.0
	25.166.3953.0	25.166.0953.0	25.166.6953.0
	25.166.4053.0	25.166.1053.0	25.166.7053.0
	25.166.4153.0	25.166.1153.0	25.166.7153.0
	25.166.4253.0	25.166.1253.0	25.166.7253.0
	25.166.4353.0	25.166.1353.0	25.166.7353.0
	25.166.4453.0	25.166.1453.0	25.166.7453.0
	25.166.4553.0	25.166.1553.0	25.166.7553.0
	25.166.4653.0	25.166.1653.0	25.166.7653.0
	25.166.4753.0	25.166.1753.0	25.166.7753.0
	25.166.4853.0	25.166.1853.0	25.166.7853.0
	25.166.4953.0	25.166.1953.0	25.166.7953.0
	25.166.5053.0	25.166.2053.0	25.166.8053.0
	25.166.5153.0	25.166.2153.0	25.166.8153.0
	25.166.5253.0	25.166.2253.0	25.166.8253.0
	25.166.5353.0	25.166.2353.0	25.166.8353.0
	25.166.5453.0	25.166.2453.0	25.166.8453.0

G	T	poles
16.09	7.62	2
23.71	15.24	3
31.33	22.86	4
38.95	30.48	5
46.57	38.10	6
54.19	45.72	7
61.81	53.34	8
69.43	60.96	9
77.05	68.58	10
84.67	76.20	11
92.29	83.82	12
99.91	91.44	13
107.53	99.06	14
115.15	106.68	15
122.77	114.30	16
131.39	121.92	17
138.01	129.54	18
145.63	137.16	19
153.25	144.78	20
160.87	152.40	21
168.49	160.02	22
176.11	167.64	23
183.73	175.26	24


with insulating plate with fixing bolts	with insulating plate without fixing bolts	without insulating plate	with insulating plate horizontal
25.177.053.0	25.167.3253.0	25.167.0253.0	25.167.6253.0
25.177.0353.0	25.167.3353.0	25.167.0353.0	25.167.6353.0
	25.167.3453.0	25.167.0453.0	25.167.6453.0
	25.167.3553.0	25.167.0553.0	25.167.6553.0
	25.167.3653.0	25.167.0653.0	25.167.6653.0
	25.167.3753.0	25.167.0753.0	25.167.6753.0
	25.167.3853.0	25.167.0853.0	25.167.6853.0
	25.167.3953.0	25.167.0953.0	25.167.6953.0
	25.167.4053.0	25.167.1053.0	25.167.7053.0
	25.167.4153.0	25.167.1153.0	25.167.7153.0
	25.167.4253.0	25.167.1253.0	25.167.7253.0
	25.167.4353.0	25.167.1353.0	25.167.7353.0
	25.167.4453.0	25.167.1453.0	25.167.7453.0
	25.167.4553.0	25.167.1553.0	25.167.7553.0
	25.167.4653.0	25.167.1653.0	25.167.7653.0
	25.167.4753.0	25.167.1753.0	25.167.7753.0
	25.167.4853.0	25.167.1853.0	25.167.7853.0
	25.167.4953.0	25.167.1953.0	25.167.7953.0
	25.167.5053.0	25.167.2053.0	25.167.8053.0
	25.167.5153.0	25.167.2153.0	25.167.8153.0
	25.167.5253.0	25.167.2253.0	25.167.8253.0
	25.167.5353.0	25.167.2353.0	25.167.8353.0
	25.167.5453.0	25.167.2453.0	25.167.8453.0

Accessories

type 8191/E/D, 8291 E/D
spacing 5 mm/5.08 mm



type 8391, 8491
spacing 7.5 mm/7.62 mm



type 8135, 8235
spacing 5 mm/5.08 mm

	part no.	POP
test plug strip 1 poles, 2 poles		
1	Z5.533.7121.0	100
2	Z5.533.7221.0	100

	part no.	POP
test plug strip 1 poles, 2 poles		
1	Z5.533.7121.0	100
2	Z5.533.8221.0	100

	part no.	POP
test plug strip 1 poles, 2 poles		
1	Z5.533.7121.0	100
2	Z5.533.7221.0	100

marking tag carrier
for 12 poles, **04.242.4653** 50
separable for smaller
number of poles

marking tag carrier
for 12 poles, **04.242.4653** 50
separable for smaller
number of poles

Accessories only usable at top stage at 8191 E, 8191 D,
8291 E and 8291 D.


 **Spacing 10 mm**

Terminal strips for printed circuit boards

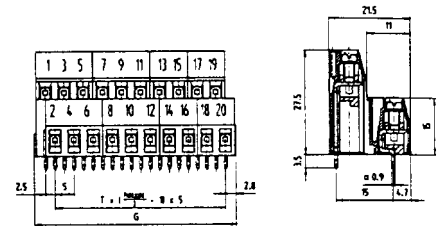
type 8191 E

2.5 mm²

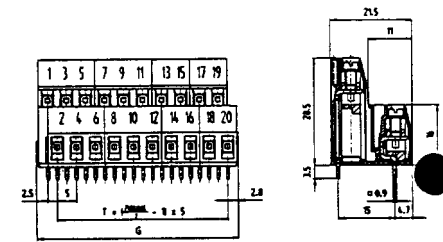
spacing 5 mm



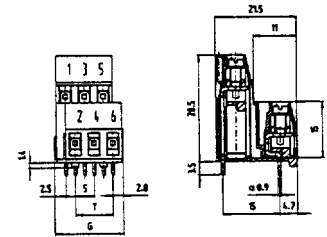
clamp direction parallel to PC board



without insulating plate



with insulating plate without fixing bolts

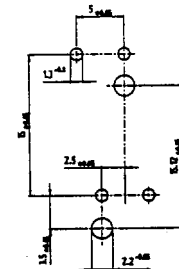


with insulating plate with fixing bolts

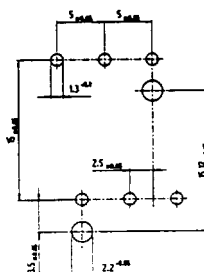
G	T	poles	part no. marked		
			with insulating plate with fixing bolts	with insulating plate without fixing bolts	without insul. plate
13.05	5	4	25.178.4253.0	25.178.2253.0	25.178.0253.0
18.05	10	6	25.178.4353.0	25.178.2353.0	25.178.0353.0
23.05	15	8		25.178.2453.0	25.178.0453.0
28.05	20	10		25.178.2553.0	25.178.0533.0
33.05	25	12		25.178.2653.0	25.178.0653.0
38.05	30	14		25.178.2753.0	25.178.0753.0
43.05	35	16		25.178.2853.0	25.178.0853.0
48.05	40	18		25.178.2953.0	25.178.0953.0
53.05	45	20		25.178.3053.0	25.178.1053.0
58.05	50	22		25.178.3153.0	25.178.1153.0
63.05	55	24		25.178.3253.0	25.178.1253.0

G	T	Pole	part no. unmarked		
			with insulating plate with fixing bolts	with insulating plate without fixing bolts	without insul. plate
13.05	5	4	25.178.9253.0	25.178.7253.0	25.178.5253.0
18.05	10	6	25.178.9353.0	25.178.7353.0	25.178.5353.0
23.05	15	8		25.178.7453.0	25.178.5453.0
28.05	20	10		25.178.7553.0	25.178.5553.0
33.05	25	12		25.178.7653.0	25.178.5653.0
38.05	30	14		25.178.7753.0	25.178.5753.0
43.05	35	16		25.178.7853.0	25.178.5853.0
48.05	40	18		25.178.7953.0	25.178.5953.0
53.05	45	20		25.178.8053.0	25.178.6053.0
58.05	50	22		25.178.8153.0	25.178.6153.0
63.05	55	24		25.178.8253.0	25.178.6253.0

bore hole plan for version with fixing bolts



4 poles




6 poles

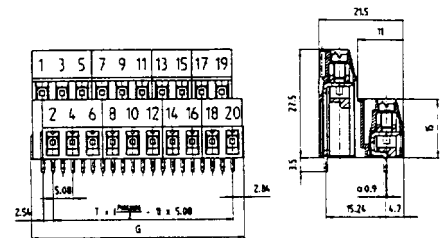
Terminal strips for printed circuit boards

type 8291 E 2.5 mm²

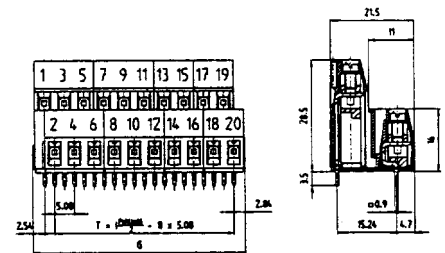
spacing 5.08 mm



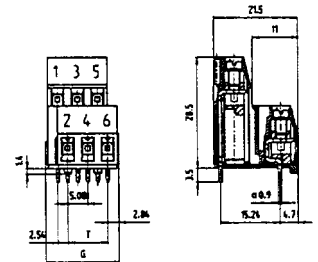
clamp direction
parallel to
PC board



without insulating plate

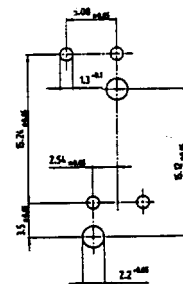


with insulating plate
without fixing bolts

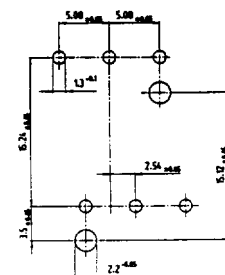


with insulating plate
with fixing bolts

bore hole plan for version
with fixing bolts



4 poles



6 poles

G T poles

13.25	5.08	4
18.33	10.16	6
23.41	15.24	8
28.49	20.32	10
33.57	25.40	12
38.65	30.48	14
43.73	35.56	16
48.81	40.64	18
53.89	45.72	20
58.97	50.80	22
64.05	55.88	24

part no. marked

with insulating plate with fixing bolts	with insulating plate without fixing bolts	without insul. plate
25.179.4253.0	25.179.2253.0	25.179.0253.0
25.179.4353.0	25.179.2353.0	25.179.0353.0
	25.179.2453.0	25.179.0453.0
	25.179.2553.0	25.179.0553.0
	25.179.2653.0	25.179.0653.0
	25.179.2753.0	25.179.0753.0
	25.179.2853.0	25.179.0853.0
	25.179.2953.0	25.179.0953.0
	25.179.3053.0	25.179.1053.0
	25.179.3153.0	25.179.1153.0
	25.179.3253.0	25.179.1253.0

G T poles

13.25	5.08	4
18.33	10.16	6
23.41	15.24	8
28.49	20.32	10
33.57	25.40	12
38.65	30.48	14
43.73	35.56	16
48.81	40.64	18
53.89	45.72	20
58.97	50.80	22
64.05	55.88	24

part no. unmarked

with insulating plate with fixing bolts	with insulating plate without fixing bolts	without insul. plate
25.179.9253.0	25.179.7253.0	25.179.5253.0
25.179.9353.0	25.179.7353.0	25.179.5353.0
	25.179.7453.0	25.179.5453.0
	25.179.7553.0	25.179.5553.0
	25.179.7653.0	25.179.5653.0
	25.179.7753.0	25.179.5753.0
	25.179.7853.0	25.179.5853.0
	25.179.7953.0	25.179.5953.0
	25.179.8053.0	25.179.6053.0
	25.179.8153.0	25.179.6153.0
	25.179.8253.0	25.179.6253.0

**Terminal strips for
printed circuit boards**

type 8291 D

2.5 mm²

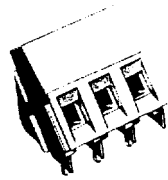
spacing 5.08 mm

Terminal strips for printed circuit boards

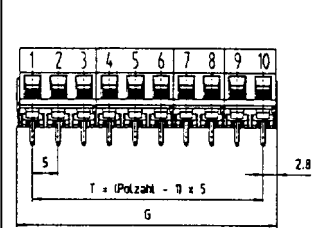
type 8135

2.5 mm²

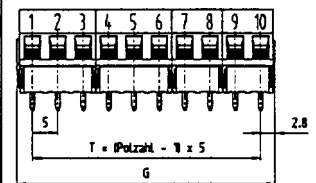
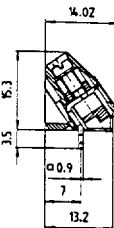
spacing 5 mm



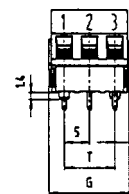
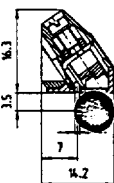
clamp direction
35° angled
to PC board



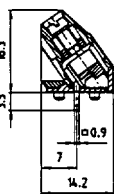
without fixing bolts



with insulating plate
without fixing bolts

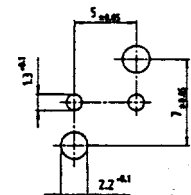


with insulating plate
with fixing bolts

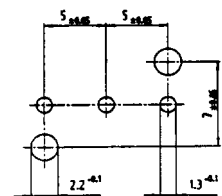


25.520.6353.0

bore hole plan for version with fixing bolts



2 poles



3 poles

G	T	poles
10.85	5	2
15.85	10	3
20.85	15	4
85.85	20	5
30.85	25	6
35.89	30	7
40.85	35	8
45.85	40	9
50.85	45	10
55.85	50	11
60.85	55	12
65.85	60	13
70.85	65	14
75.85	70	15
80.85	75	16
85.85	80	17
90.85	85	18
95.85	90	19
100.85	95	20
105.85	100	21
110.85	105	22
115.85	110	23
120.85	115	24

with insulating plate with fixing bolts		with insulating plate without fixing bolts		without insul. plate
part no. marked		part no. marked		part no. marked
25.520.6253.0	25.520.3253.0	25.520.0253.0		
25.520.6353.0	25.520.3353.0	25.520.0353.0		
	25.520.3453.0	25.520.0453.0		
	25.520.3553.0	25.520.0553.0		
	25.520.3653.0	25.520.0653.0		
	25.520.3753.0	25.520.0753.0		
	25.520.3853.0	25.520.0853.0		
	25.520.3953.0	25.520.0953.0		
	25.520.4053.0	25.520.1053.0		
	25.520.4153.0	25.520.1153.0		
	25.520.4253.0	25.520.1253.0		
	25.520.4353.0	25.520.1353.0		
	25.520.4453.0	25.520.1453.0		
	25.520.4553.0	25.520.1553.0		
	25.520.4653.0	25.520.1653.0		
	25.520.4753.0	25.520.1753.0		
	25.520.4853.0	25.520.1853.0		
	25.520.4953.0	25.520.1953.0		
	25.520.5053.0	25.520.2053.0		
	25.520.5153.0	25.520.2153.0		
	25.520.5253.0	25.520.2253.0		
	25.520.5353.0	25.520.2353.0		
	25.520.5453.0	25.520.2453.0		

G	T	poles
10.85	5	2
15.85	10	3
20.85	15	4
85.85	20	5
30.85	25	6
35.89	30	7
40.85	35	8
45.85	40	9
50.85	45	10
55.85	50	11
60.85	55	12
65.85	60	13
70.85	65	14
75.85	70	15
80.85	75	16
85.85	80	17
90.85	85	18
95.85	90	19
100.85	95	20
105.85	100	21
110.85	105	22
115.85	110	23
120.85	115	24

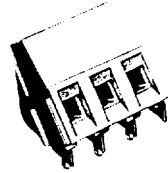
with insulating plate with fixing bolts		with insulating plate without fixing bolts		without insul. plate
part no. unmarked		part no. unmarked		part no. unmarked
25.521.6253.0	25.521.3253.0	25.521.0253.0		
25.521.6353.0	25.521.3353.0	25.521.0353.0		
	25.521.3453.0	25.521.0453.0		
	25.521.3553.0	25.521.0553.0		
	25.521.3653.0	25.521.0653.0		
	25.521.3753.0	25.521.0753.0		
	25.521.3853.0	25.521.0853.0		
	25.521.3953.0	25.521.0953.0		
	25.521.4053.0	25.521.1053.0		
	25.521.4153.0	25.521.1153.0		
	25.521.4253.0	25.521.1253.0		
	25.521.4353.0	25.521.1353.0		
	25.521.4453.0	25.521.1453.0		
	25.521.4553.0	25.521.1553.0		
	25.521.4653.0	25.521.1653.0		
	25.521.4753.0	25.521.1753.0		
	25.521.4853.0	25.521.1853.0		
	25.521.4953.0	25.521.1953.0		
	25.521.5053.0	25.521.2053.0		
	25.521.5153.0	25.521.2153.0		
	25.521.5253.0	25.521.2253.0		
	25.521.5353.0	25.521.2353.0		
	25.521.5453.0	25.521.2453.0		

Terminal strips for printed circuit boards

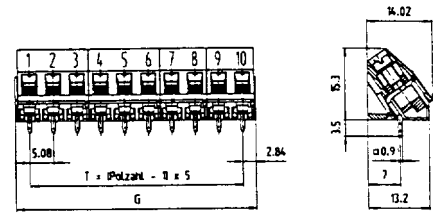
type 8235

2.5 mm²

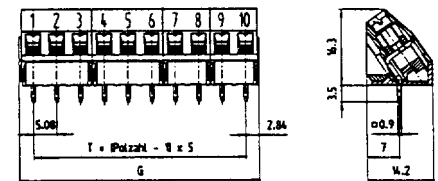
spacing 5.08 mm



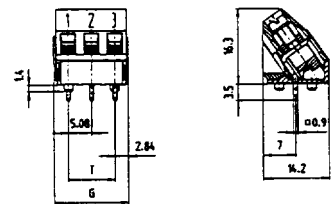
clamp direction
35° angled
to PC board



without insulating plate

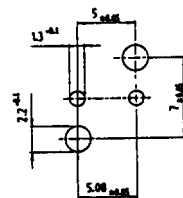


with insulating plate
without fixing bolts

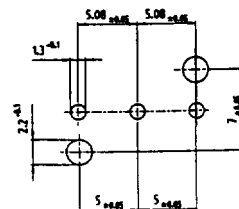


with insulating plate
with fixing bolts

bore hole plan for version
with fixing bolts



2 poles



3 poles

G	T	poles	part no. marked		
			with insulating plate with fixing bolts	with insulating plate without fixing bolts	without insul. plate
11.01	5.08	2	25.522.6253.0	25.522.3253.0	25.522.0253.0
16.09	10.16	3	25.522.6353.0	25.522.3353.0	25.522.0353.0
21.17	15.24	4		25.522.3453.0	25.522.0453.0
26.25	20.32	5		25.522.3553.0	25.522.0553.0
31.33	25.40	6		25.522.3653.0	25.522.0653.0
36.41	30.48	7		25.522.3753.0	25.522.0753.0
41.49	35.56	8		25.522.3853.0	25.522.0853.0
46.57	40.64	9		25.522.3953.0	25.522.0953.0
51.65	45.72	10		25.522.4053.0	25.522.1053.0
56.73	50.80	11		25.522.4153.0	25.522.1153.0
61.81	55.88	12		25.522.4253.0	25.522.1253.0
66.89	60.96	13		25.522.4353.0	25.522.1353.0
71.97	66.04	14		25.522.4453.0	25.522.1453.0
77.05	71.12	15		25.522.4553.0	25.522.1553.0
82.13	76.20	16		25.522.4653.0	25.522.1653.0
87.21	81.28	17		25.522.4753.0	25.522.1753.0
92.29	86.26	18		25.522.4853.0	25.522.1853.0
97.37	91.44	19		25.522.4953.0	25.522.1953.0
102.45	96.52	20		25.522.5053.0	25.522.2053.0
107.53	101.60	21		25.522.5153.0	25.522.2153.0
112.61	106.61	22		25.522.5253.0	25.522.2253.0
117.69	111.76	23		25.522.5353.0	25.522.2353.0
122.77	116.84	24		25.522.5453.0	25.522.2453.0

G	T	poles	part no. unmarked		
			with insulating plate with fixing bolts	with insulating plate without fixing bolts	without insul. plate
11.01	5.08	2	25.523.6253.0	25.523.3253.0	25.523.0253.0
16.09	10.16	3	25.523.6353.0	25.523.3353.0	25.523.0353.0
21.17	15.24	4		25.523.3453.0	25.523.0453.0
26.25	20.32	5		25.523.3553.0	25.523.0553.0
31.33	25.40	6		25.523.3653.0	25.523.0653.0
36.41	30.48	7		25.523.3753.0	25.523.0753.0
41.49	35.56	8		25.523.3853.0	25.523.0853.0
46.57	40.64	9		25.523.3953.0	25.523.0953.0
51.65	45.72	10		25.523.4053.0	25.523.1053.0
56.73	50.80	11		25.523.4153.0	25.523.1153.0
61.81	55.88	12		25.523.4253.0	25.523.1253.0
66.89	60.96	13		25.523.4353.0	25.523.1353.0
71.97	66.04	14		25.523.4453.0	25.523.1453.0
77.05	71.12	15		25.523.4553.0	25.523.1553.0
82.13	76.20	16		25.523.4653.0	25.523.1653.0
87.21	81.28	17		25.523.4753.0	25.523.1753.0
92.29	86.26	18		25.523.4853.0	25.523.1853.0
97.37	91.44	19		25.523.4953.0	25.523.1953.0
102.45	96.52	20		25.523.5053.0	25.523.2053.0
107.53	101.60	21		25.523.5153.0	25.523.2153.0
112.61	106.61	22		25.523.5253.0	25.523.2253.0
117.69	111.76	23		25.523.5353.0	25.523.2353.0
122.77	116.84	24		25.523.5453.0	25.523.2453.0