

REVISIONS

| NO. | DATE | BY | APP. |
|-----|----------|----|------|
| 1 | 18.02.99 | GG | SM |

Notes:
 ▴ Hinweis laut PC
 ▴ Hinweis laut IEC
 ▴ Hinweis laut IEC
 ▴ Hinweis laut IEC
 ▴ Hinweis laut IEC



**MALE INSERT
STIFTEINSATZ - HE24**

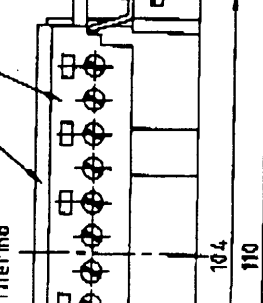
A3 00779 103640

| Größe | Größe in mm | Größe in mm | Größe in mm | Größe in mm | Größe in mm | Größe in mm |
|-----------|-------------|-------------|-------------|-------------|-------------|-------------|
| lichtgrau | 4 | - | - | - | - | - |
| lichtgrau | 3 | - | - | - | - | - |
| lichtgrau | 2 | - | - | - | - | - |
| lichtgrau | 1 | - | - | - | - | - |

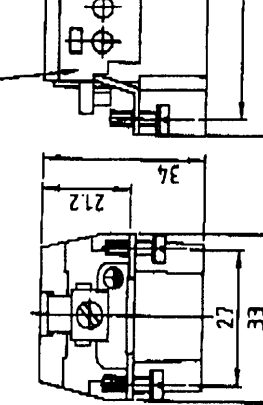
| Größe | Größe in mm | Größe in mm | Größe in mm | Größe in mm | Größe in mm | Größe in mm |
|----------------------|-------------|-------------|-------------|-------------|-------------|-------------|
| HE 24 SHT CC B 25-48 | 1 | 1 | 1 | 1 | 1 | 1 |
| HE 24 SHT C B 25-48 | 1 | 1 | 1 | 1 | 1 | 1 |
| HE 24 SHT C B 25-48 | 1 | 1 | 1 | 1 | 1 | 1 |
| HE 24 SHT S B 25-48 | 1 | 1 | 1 | 1 | 1 | 1 |
| HE 24 SHT S 1 | 1 | 1 | 1 | 1 | 1 | 1 |
| HE 24 SHT S | 1 | 1 | 1 | 1 | 1 | 1 |

Maßbild Outline drawing

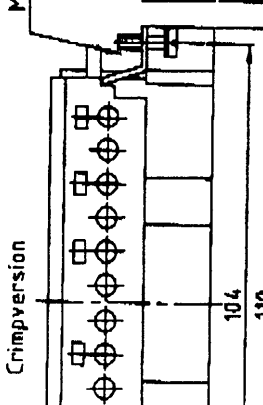
Schraubversion Thermo



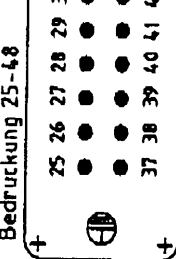
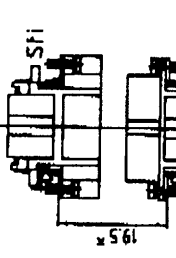
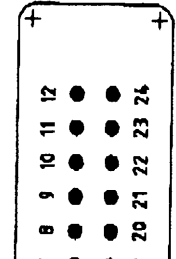

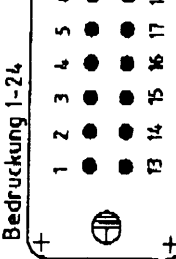

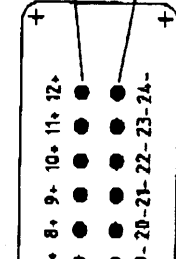
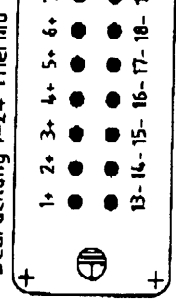
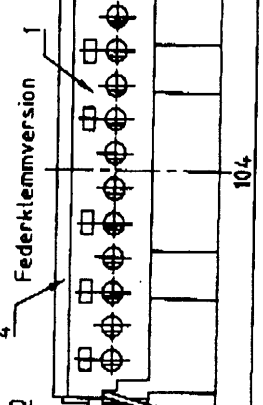
Crimpversion



Federklemmversion



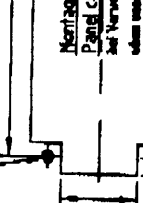
M3x10



Montagehinweis

* Abstand für sichere Kontaktgabe max: 21 mm

Montageausschnitt



132-925