

TERMOTEX CORNER SYSTEM



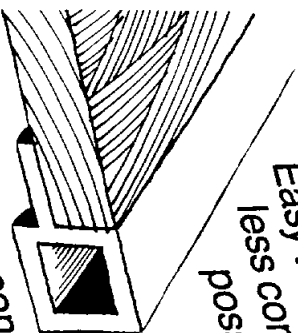
THE "DO-IT-YOURSELF" SYSTEM
-FOR PRIVATE HOMES, OFFICES, STORE ROOMS,
SHOPS, SHOWROOMS ETC.

106660 INCLUDG

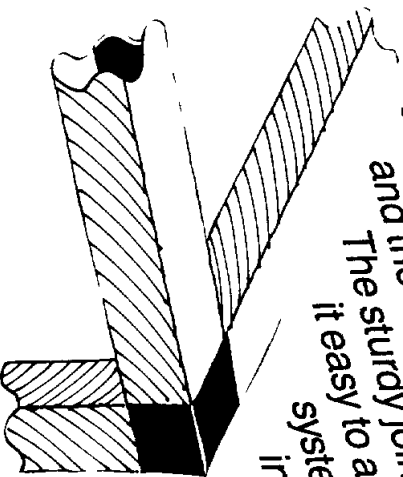
TERMOTEX CORNER SYSTEM

This leaflet gives you various ideas and proposals for an easy, quick and cheap construction of any furniture you might need. Coffee tables, desks, shelves, partitions, showroom equipment, counters, shop fittings limits the only your imagination. Termotex Corner System is the most elegant and sturdy system on the market.

Easy to assemble – endless possibilities. The tubes are available with or without flange. Tubes with the




are used in connection etc. mounting of a table top is easy to The TCS-system is a cloth – clean. Soapy water are as new. The sturdy joint links make and the tubes are as new. The sturdy joint links make it easy to assemble the system – see instruction on page 4.



There is a table for any purpose – height and width of the table according to your wishes.

- 1: 4 pcs 2531 – joint link, 3 arms
4 pcs. 2510 – ferrule
4 pcs 2514 – rubber knob
2 pcs tube 25 cm w.o. flange
4 pcs tube 40 cm w.o. flange
2 pcs tube 45 cm w.o. flange
- 2: 4 pcs 2531 – joint link, 3 arms
4 pcs 2541 – joint link, 4 arms
4 pcs 2510 – ferrule
4 pcs tube 20 cm w.o. flange
8 pcs tube 30 cm w.o. flange
4 pcs tube 40 cm w.o. flange
- 3: 8 pcs 2531 – joint link, 3 arms
8 pcs tube 40 cm w.o. flange
4 pcs tube 40 cm w. flange
- 4: 4 pcs 2531 – joint link, 3 arms
4 pcs. 2510 – ferrule
4 pcs 2514 – rubber knob
4 pcs tube 20 cm w.o. flange
4 pcs tube 50 cm w.o. flange
- 5: 4 pcs 2531 – joint link, 3 arms
4 pcs 2510 – ferrule
4 pcs 2514 – rubber knob
4 pcs tube 30 cm w.o. flange
2 pcs tube 45 cm w.o. flange
2 pcs tube 100 cm w.o. flange
- 6: 4 pcs 2520 – joint link, 2 arms
1 pcs 2540 – joint link, 4 arms
4 pcs. 2510 – ferrule
5 pcs 2514 – rubber knob
4 pcs tube 45 cm w.o. flange
4 pcs. tube 50 cm w.o. flange



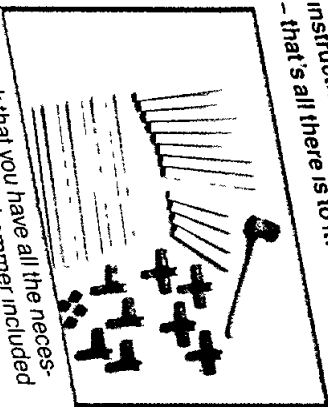
4

5

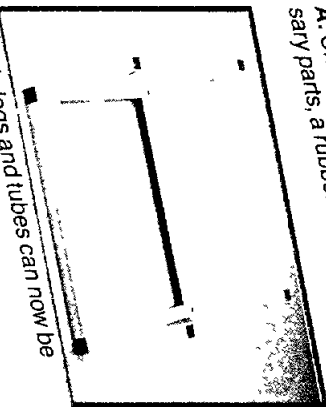
3

MOUNTING


Just follow the mounting instruction – that's all there is to it.




A. Check that you have all the necessary parts, a rubber hammer included



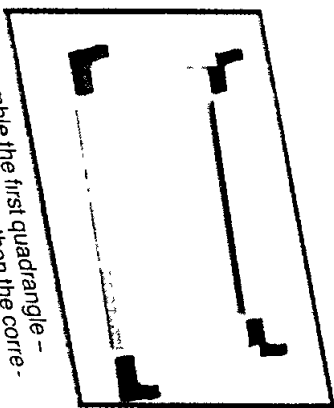
D. Table legs and tubes can now be mounted



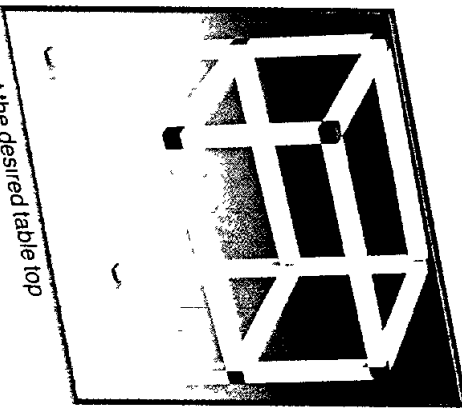
B. Join the TCS-parts by means of a rubber hammer (in order to avoid marks)



E. Assemble another quadrangle (see point C), mount it carefully and join the corners by turns



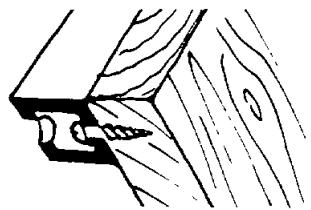
C. Assemble the first quadrangle – corner, tube, corner – then the corresponding side. Now carefully join the quadrangle, put it up-end and join the corners by turns



F. Mount the desired table top


A few hints:

The tubes can be screwed direct on a wooden plate. The screws can be made "invisible"




by making a hole from the rear corresponding to the diameter of the screw head.

1. 8 pcs 2531 – joint link, 3 arms
4 pcs 2541 – joint link, 4 arms
4 pcs tube 20 cm w/o flange
4 pcs tube 40 cm w/o flange
6 pcs tube 45 cm w/o flange
6 pcs tube 80 cm w flange
2. 4 pcs 2531 – joint link, 3 arms
16 pcs 2541 – joint link, 4 arms
4 pcs 2510 – ferrule
8 pcs tube 10 cm w/o flange
4 pcs tube 15 cm w/o flange
4 pcs tube 20 cm w/o flange
4 pcs tube 40 cm w/o flange
10 pcs tube 45 cm w/o flange
10 pcs tube 50 cm w flange
3. 12 pcs 2531 – joint link, 3 arms
14 pcs 2541 – joint link, 4 arms
4 pcs 2550 – joint link, 5 arms
2 pcs 2560 – joint link, 6 arms
8 pcs tube 15 cm w/o flange
8 pcs tube 20 cm w/o flange
24 pcs tube 40 cm w/o flange
6 pcs tube 80 cm w flange
6 pcs tube 40 cm w flange
10 pcs tube 60 cm w flange



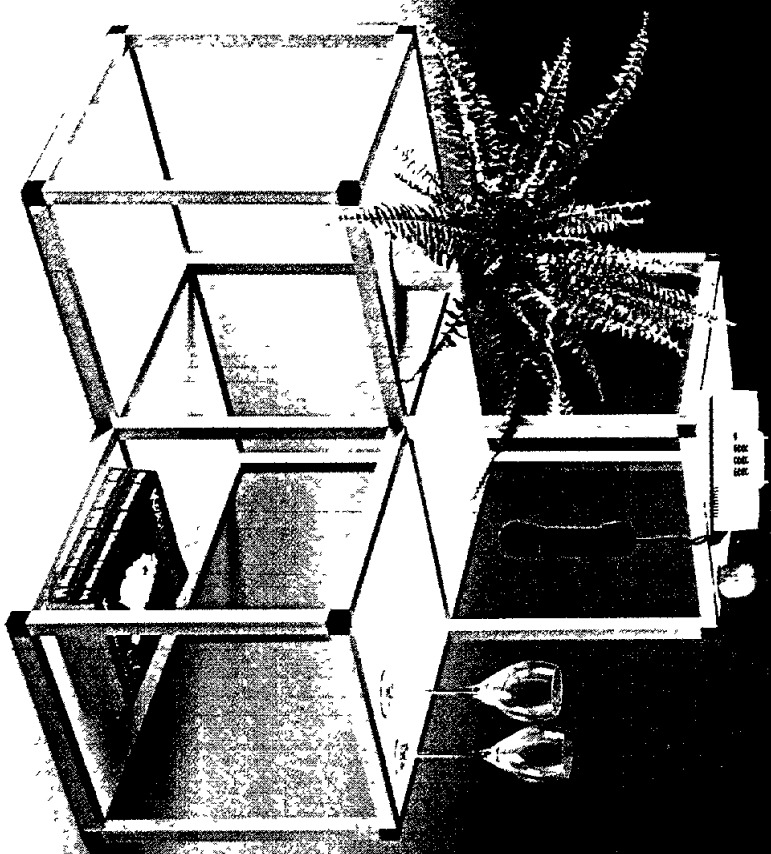
2

3




Flexible shelves


- 1: 4 pcs 2531 – joint link, 3 arms
- 32 pcs 2541 – joint link, 4 arms
- 14 pcs 2550 – joint link, 5 arms
- 8 pcs 2511 – ferrule with steel thread
- 8 pcs 2513 – adjustment screw
- 10 pcs tube 10 cm w/o flange
- 2 pcs tube 12,5 cm w/o flange
- 2 pcs tube 17,5 cm w/o flange
- 6 pcs tube 22,5 cm w/o flange
- 10 pcs tube 25 cm w/o flange
- 37 pcs tube 30 cm w/o flange
- 4 pcs tube 40 cm w/o flange
- 2 pcs tube 45 cm w/o flange
- 2 pcs tube 50 cm w/o flange
- 22 pcs tube 60 cm w flange
- 12 pcs tube 70 cm w flange



- All-purpose corner shelves**
- 2: 13 pcs 2531 – joint link, 3 arms
 - 3 pcs 2541 – joint link, 4 arms
 - 3 pcs 2550 – joint link, 5 arms
 - 1 pcs 2560 – joint link, 6 arms
 - 22 pcs tube 40 cm w/o flange
 - 14 pcs tube 40 cm w flange


- Untraditional stereo-rack**
- 3: 1 pcs 2520 – joint link, 2 arms
 - 3 pcs 2530 – joint link, 3 arms
 - 13 pcs 2531 – joint link, 3 arms
 - 4 pcs 2541 – joint link, 4 arms
 - 2 pcs 2550 – joint link, 5 arms
 - 1 pcs 2560 – joint link, 6 arms
 - 4 pcs tube 17.5 cm w/o flange
 - 6 pcs tube 20 cm w/o flange
 - 8 pcs tube 30 cm w/o flange
 - 14 pcs tube 40 cm w/o flange
 - 12 pcs tube 60 cm w flange





"Step-by-step" bookcase

- 1: 4 pcs 2530 - joint link, 3 arms
- 14 pcs 2531 - joint link, 3 arms
- 20 pcs 2541 - joint link, 4 arms
- 6 pcs 2550 - joint link, 5 arms
- 12 pcs tube 20 cm w/o flange
- 16 pcs tube 30 cm w/o flange
- 16 pcs tube 40 cm w/o flange
- 8 pcs tube 45 cm w/o flange
- 4 pcs tube 22,5 cm w/o flange
- 20 pcs tube 60 cm w flange
- 6 pcs tube 80 cm w flange



Corner shelves

- 2 10 pcs 2531 - joint link, 3 arms
- 17 pcs 2541 - joint link, 4 arms
- 8 pcs 2550 - joint link, 5 arms
- 1 pcs 2560 - joint link, 6 arms
- 12 pcs tube 20 cm w/o flange
- 32 pcs tube 40 cm w/o flange
- 24 pcs tube 60 cm w flange
- 4 pcs tube 40 cm w flange



Shelves - see page 9 (2)

Table - see page 3 (5)

Flower pedestal - high

- 8 pcs 2531 - joint link, 3 arms
- 6 pcs tube 15 cm w/o flange
- 4 pcs tube 80 cm w/o flange
- 2 pcs tube 15 cm w flange

Flower pedestal - low

- 8 pcs 2531 - joint link, 3 arms
- 6 pcs tube 15 cm w/o flange
- 4 pcs tube 50 cm w/o flange
- 2 pcs tube 15 cm w flange



Trolley

- 1: 4 pcs 2531 – joint link, 3 arms
- 4 pcs 2541 – joint link, 4 arms
- 4 pcs 2511 – ferrule w steel thread
- 4 pcs 2512 – wheel
- 8 pcs tube 30 cm w/o flange
- 4 pcs tube 40 cm w/o flange
- 4 pcs tube 70 cm w/ flange

Trolley

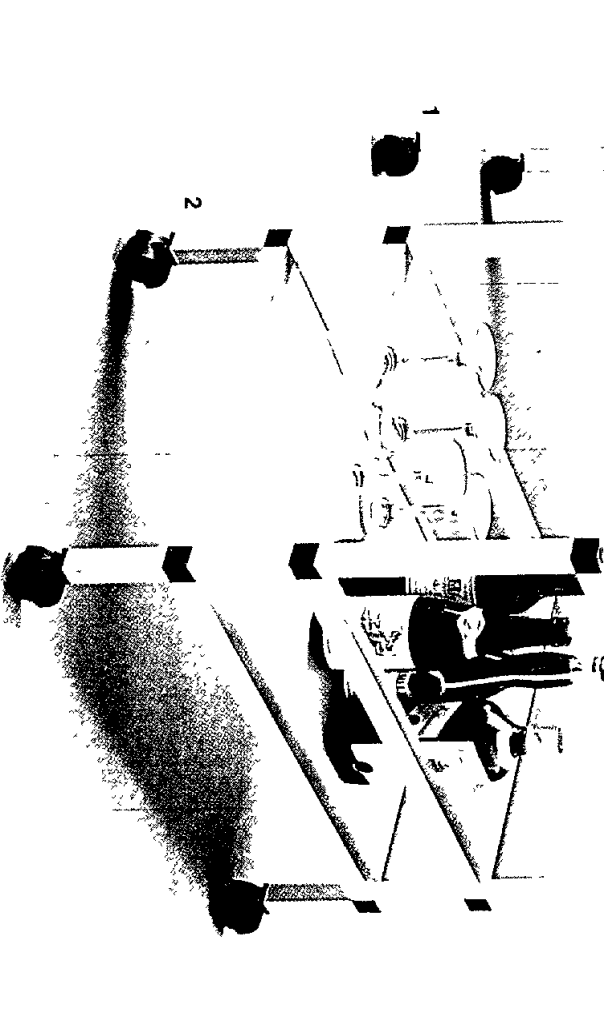

- 2: 4 pcs 2531 – joint link, 3 arms
- 8 pcs 2541 – joint link, 4 arms
- 4 pcs 2511 – ferrule w steel thread
- 4 pcs 2512 – wheel
- 8 pcs tube 10 cm w/o flange
- 4 pcs tube 25 cm w/o flange
- 6 pcs tube 40 cm w/o flange
- 2 pcs tube 60 cm w/o flange
- 4 pcs tube 60 cm w/ flange



Clothes rack

- 3: 4 pcs 2531 – joint link, 3 arms
- 4 pcs 2541 – joint link, 4 arms
- 4 pcs 2510 – ferrule
- 4 pcs tube 10 cm w/o flange
- 4 pcs tube 25 cm w/o flange
- 4 pcs tube 40 cm w/o flange
- 4 pcs tube 60 cm w/o flange

Aquarium table

- 4: 4 pcs 2520 – joint link, 2 arms
- 4 pcs 2541 – joint link, 4 arms
- 4 pcs 2510 – ferrule
- 8 pcs tube 10 cm w/o flange
- 2 pcs tube 70 cm w/o flange
- 4 pcs tube 60 cm w/o flange






Termotex Corner System




– ideal for store rooms, shops, workshops, offices and for use in showrooms. Can at any time be constructed according to your requirements and individual wishes.

1. An example of shelves in a shopping centre.
2. File box tables etc. in the office.

3 Desk in the office

- 8 pcs 2530 - joint link, 3 arms
 - 4 pcs 2541 - joint link, 4 arms
 - 8 pcs 2510 - ferrule
 - 4 pcs tube 10 cm w/o flange
 - 12 pcs tube 20 cm w/o flange
 - 4 pcs tube 45 cm w/o flange
 - 4 pcs tube 100 cm w/o flange
 - Side table - see page 5 (1)
- Partition on wheels**
- 6 pcs 2520 - joint link, 2 arms
 - 2 pcs 2541 - joint link, 4 arms
 - 4 pcs 2511 - ferrule w steel thread
 - 4 pcs 2512 - wheel
 - 4 pcs tube 10 cm w/o flange
 - 4 pcs tube 20 cm w/o flange
 - 2 pcs tube 100 cm w/o flange
 - 2 pcs tube 150 cm w/o flange





1. An example of using the Termotex Corner System in showrooms.
2. Display tables – a flexible solution irrespective of the product.
3. TCS-desks in store rooms.



4. Many people – within the private- as well as the business sector – have found the TCS-system perfect for working tables. The system will meet your requirements at any time. Here is an example of a packing table. A solution which is much cheaper than a specially constructed table.