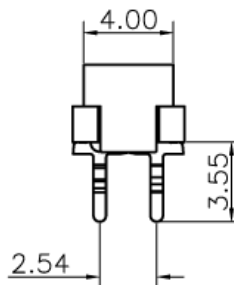
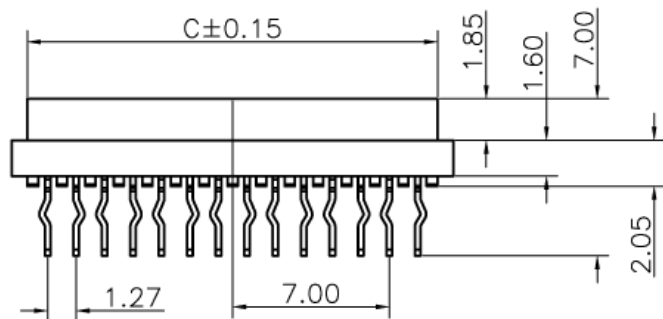


**Specifications:**

Current Rating:1.5A AC/DC  
 Voltage Rating:230V AC/DC  
 Contact Resistance:20m ohm. Max.  
 Insulation Resistance:1000M ohm. Min.  
 Withstanding Voltage:500V AC/Minute  
 Operating Temperature Range:-40°C ~ +105°C  
 Material and Finish  
 Insulator:High Temp. Plastic (UL94V-0)  
 Contact:Phosphor Bronze  
 Finish:Tin Plated

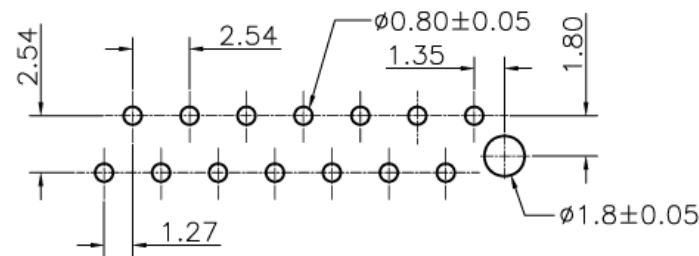
**How to Order**



**TMM-X-X-XX-X**

- |                       |                                    |
|-----------------------|------------------------------------|
| <b>Type</b>           | <b>Packaging</b>                   |
| 1-IDC Male            | 1 - Tape & Reel with vacuum cap    |
| 2-IDC Plug            | 2 - Tube                           |
| 3-DIP Male Straight   | 3 - Bag                            |
| 4-DIP Female Straight | 4 - Tape & Reel without vacuum cap |
| 5-DIP Female R/A      |                                    |
| 6-SMT Female Straight |                                    |
| <b>Locking System</b> | <b>Number of Positions</b>         |
| 0-without lock        | 04, 06, 08, 10, 12, 14,            |
| L-with lock           | 16, 18, 20, 22, 24 or 26           |

Pos	A	B	C	Pos	A	B	C
4	7.00	3.81	5.60	16	22.24	19.05	20.84
6	9.54	6.35	8.14	18	24.78	21.59	23.38
8	12.08	8.89	10.68	20	27.32	24.13	25.92
10	14.62	11.43	13.22	22	29.86	26.67	28.46
12	17.16	13.97	15.76	24	32.40	29.21	31.00
14	19.70	16.51	18.30	26	34.94	31.75	33.54



PCB Layout

TOLERANCE (mm)	X.	±0.3	DRAWN Stephane	DATE 06/Apr/2009	TITLE  TMM Series Dip type Female	AMPHENOL Amphenol European Design Center	Scale N.A.	Sheet 1 of 1		
	XX	±0.2							CHECKED Rob	06/Apr/2009
	X,XX	±0.15							APPROVED Rob	06/Apr/2009
	UNLESS OTHERWISE SPECIFIED									
			UNIT: mm	SIZE: A4	DRAWING N°: TMM-4-0-XX-X	REV. D				