

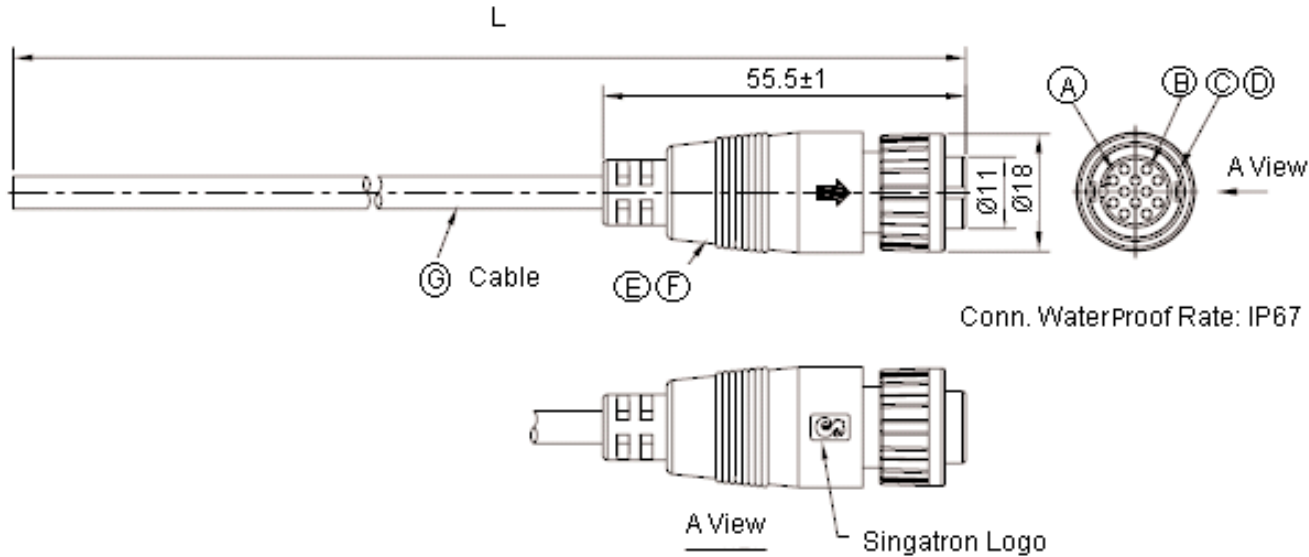


PART NO.

2CT3004-W - Series

REVISIONS

ECN #	REV	DESCRIPTION	DRAWN	DATE	CHECKD	DATE	APPRVD	DATE
-	A	RELEASED	Veena	01/02/11	Jagan	02/01/11	Farnell	15/02/11



Conn. WaterProof Rate: IP67

Dimensions : Millimetres

Specifications:

- Waterproof rate : IP67.
- IP67 : Immersed in 1m water for 30 minutes.
- Cable length tolerance : 1m to 10m ±5%mm
11m to 99m ±500mm.
- Cable jacket material : Black PVC.
- Specifications : Circular series specifications.
- To conform to singatron hazardous substance free specifications.

This data sheet and its contents (the "Information") belong to the Premier Farnell Group (the "Group") or are licensed to it. No licence is granted for the use of it other than for information purposes in connection with the products to which it relates. No licence of any intellectual property rights is granted. The Information is subject to change without notice and replaces all data sheets previously supplied. The Information supplied is believed to be accurate but the Group assumes no responsibility for its accuracy or completeness, any error in or omission from it or for any use made of it. Users of this data sheet should check for themselves the Information and the suitability of the products for their purpose and not make any assumptions based on information included or omitted. Liability for loss or damage resulting from any reliance on the Information or use of it (including liability resulting from negligence or where the Group was aware of the possibility of such loss or damage arising) is excluded. This will not operate to limit or restrict the Group's liability for death or personal injury resulting from its negligence. SPC MULTICOMP is the registered trademark of the Group. © Premier Farnell plc 2011.

TOLERANCES:
UNLESS OTHERWISE SPECIFIED, DIMENSIONS ARE FOR REFERENCE PURPOSES ONLY.

DRAWN BY:	DATE:
Veena	01/02/11
CHECKED BY:	DATE:
Jagan	01/02/11
APPROVED BY:	DATE:
Farnell	15/02/11

DRAWING TITLE:			
Cable Assembly - Socket - Free End, 1M			
SIZE	DWG NO.	ELECTRONIC FILE	REV
A	M10002575	1860692-1860701	A
SCALE: NTS		U.O.M.: mm	SHEET: 1 OF 4



PART NO.

2CT3004-W - Series

REVISIONS

ECN #	REV	DESCRIPTION	DRAWN	DATE	CHECKD	DATE	APPRVD	DATE
-	A	RELEASED	Veena	01/02/11	Jagan	02/01/11	Farnell	15/02/11

Specifications Table

Item	Description	Material	Plating and Colour
A	Body	Nylon + GF	Black
B	Female PIN	Phosphor Bronze Alloy	6µ Inches Gold Plated Over Nickel Plating
C	Lock Nut	Nylon + GF	Black
D	O-Ring	EPDM	
E	Over Mould	PVC	
F	Inner Mould	TPU	Natural

Part Number Table

Description	PIN Assignments Front View	Cable Specifications	Current Rating	Part Number
Cable Assy, SKT-Free End, 2Way, 1M		20 AWG X 2C + Al/My, (UV Resistant), Outer Diameter = Ø4.7, Wire Colour: 1. Green, 2. Red	10A	2CT3004-W02400
Cable Assy, SKT-Free End, 3Way, 1M		20 AWG X 3C + Al/My, (UV Resistant), Outer Diameter = Ø5.7, Wire Colour: 1. Black, 2. White and 3. Yellow		2CT3004-W03400

This data sheet and its contents (the "Information") belong to the Premier Farnell Group (the "Group") or are licensed to it. No licence is granted for the use of it other than for information purposes in connection with the products to which it relates. No licence of any intellectual property rights is granted. The Information is subject to change without notice and replaces all data sheets previously supplied. The Information supplied is believed to be accurate but the Group assumes no responsibility for its accuracy or completeness, any error in or omission from it or for any use made of it. Users of this data sheet should check for themselves the Information and the suitability of the products for their purpose and not make any assumptions based on information included or omitted. Liability for loss or damage resulting from any reliance on the Information or use of it (including liability resulting from negligence or where the Group was aware of the possibility of such loss or damage arising) is excluded. This will not operate to limit or restrict the Group's liability for death or personal injury resulting from its negligence. SPC MULTICOMP is the registered trademark of the Group. © Premier Farnell plc 2011.

TOLERANCES:
UNLESS OTHERWISE SPECIFIED, DIMENSIONS ARE FOR REFERENCE PURPOSES ONLY.

DRAWN BY:	DATE:
Veena	01/02/11
CHECKED BY:	DATE:
Jagan	01/02/11
APPROVED BY:	DATE:
Farnell	15/02/11

DRAWING TITLE:			
Cable Assembly - Socket - Free End, 1M			
SIZE	DWG NO.	ELECTRONIC FILE	REV
A	M10002575	1860692-1860701	A
SCALE: NTS		U.O.M.: mm	SHEET: 2 OF 4



PART NO.

2CT3004-W - Series

REVISIONS

ECN #	REV	DESCRIPTION	DRAWN	DATE	CHECKD	DATE	APPRVD	DATE
-	A	RELEASED	Veena	01/02/11	Jagan	02/01/11	Farnell	15/02/11

Part Number Table

Description	PIN Assignments Front View	Cable Specifications	Current Rating	Part Number
Cable Assy, SKT-Free End, 4Way, 1M		20 AWG X 4C + Al/My, (UV Resistant), Outer Diameter = Ø5.7, Wire Colour: 1. Brown, 2. Blue, 3. Black and 4. White	10A	2CT3004-W04400
Cable Assy, SKT-Free End, 4Way, 1M		24 AWG X 4C + Al/My, (UV Resistant), Outer Diameter = Ø4.4, Wire Colour: 1. White, 2. Green, 3. Red and 4. Yellow	5A	2CT3004-W04300
Cable Assy, SKT-Free End, 5Way, 1M		24 AWG X 5C + Al/My, (UV Resistant), Outer Diameter = Ø4.7, Wire Colour: 1. Brown, 2. Blue, 3. Black, 4. White and 5. Red		2CT3004-W05300
Cable Assy, SKT-Free End, 6Way, 1M		24 AWG X 6C + Al/My, (UV Resistant), Outer Diameter = Ø5.0, Wire Colour: 1. Blue, 2. Green, 3. Yellow, 4. Black 5. Red, and 6. White		2CT3004-W06300

This data sheet and its contents (the "Information") belong to the Premier Farnell Group (the "Group") or are licensed to it. No licence is granted for the use of it other than for information purposes in connection with the products to which it relates. No licence of any intellectual property rights is granted. The Information is subject to change without notice and replaces all data sheets previously supplied. The Information supplied is believed to be accurate but the Group assumes no responsibility for its accuracy or completeness, any error in or omission from it or for any use made of it. Users of this data sheet should check for themselves the Information and the suitability of the products for their purpose and not make any assumptions based on information included or omitted. Liability for loss or damage resulting from any reliance on the Information or use of it (including liability resulting from negligence or where the Group was aware of the possibility of such loss or damage arising) is excluded. This will not operate to limit or restrict the Group's liability for death or personal injury resulting from its negligence. SPC MULTICOMP is the registered trademark of the Group. © Premier Farnell plc 2011.

TOLERANCES:

UNLESS OTHERWISE SPECIFIED, DIMENSIONS ARE FOR REFERENCE PURPOSES ONLY.

DRAWN BY:	DATE:
Veena	01/02/11
CHECKED BY:	DATE:
Jagan	01/02/11
APPROVED BY:	DATE:
Farnell	15/02/11

DRAWING TITLE:			
Cable Assembly - Socket - Free End, 1M			
SIZE	DWG NO.	ELECTRONIC FILE	REV
A	M10002575	1860692-1860701	A
SCALE: NTS		U.O.M.: mm	SHEET: 3 OF 4







PART NO.

2CT3004-W - Series

REVISIONS

ECN #	REV	DESCRIPTION	DRAWN	DATE	CHECKD	DATE	APPRVD	DATE
-	A	RELEASED	Veena	01/02/11	Jagan	02/01/11	Farnell	15/02/11

Part Number Table

Description	PIN Assignments Front View	Cable Specifications	Current Rating	Part Number
Cable Assy, SKT-Free End, 7Way, 1M		24 AWG X 7C + Al/My, (UV Resistant), Outer Diameter = Ø5.0, Wire Colour: 1. Blue, 2. Black, 3. Yellow, 4. Red, 5. Brown, 6. Green and 7. White	5A	2CT3004-W07300
Cable Assy, SKT-Free End, 8Way, 1M		24 AWG X 8C + Al/My, (UV Resistant), Outer Diameter = Ø5.4, Wire Colour: 1. Black, 2. Brown, 3. White, 4. Blue, 5. Red, 6. Grey, 7. Yellow and 8. Green		2CT3004-W08300
Cable Assy, SKT-Free End, 10Way, 1M		26 AWG X 10C + Al/My, (UV Resistant), Outer Diameter = Ø5.7, Wire Colour: 1. Brown, 2. Blue, 3. White, 4. Green, 5. Yellow, 6. Grey, 7. Pink, 8. Red, 9. Black and 10. Orange	2A	2CT3004-W10200
Cable Assy, SKT-Free End, 12Way, 1M		26 AWG X 12C + Al/My, (UV Resistant), Outer Diameter = Ø5.9, Wire Colour: 1. Brown, 2. Blue, 3. White, 4. Green 5. Yellow, 6. Grey, 7. Pink, 8. Red, 9. Black, 10. Orange, 11. Purple, 12. Light Green		2CT3004-W12200

<http://www.farnell.com>
<http://www.newark.com>
<http://www.cpc.co.uk>

This data sheet and its contents (the "Information") belong to the Premier Farnell Group (the "Group") or are licensed to it. No licence is granted for the use of it other than for information purposes in connection with the products to which it relates. No licence of any intellectual property rights is granted. The Information is subject to change without notice and replaces all data sheets previously supplied. The Information supplied is believed to be accurate but the Group assumes no responsibility for its accuracy or completeness, any error in or omission from it or for any use made of it. Users of this data sheet should check for themselves the Information and the suitability of the products for their purpose and not make any assumptions based on information included or omitted. Liability for loss or damage resulting from any reliance on the Information or use of it (including liability resulting from negligence or where the Group was aware of the possibility of such loss or damage arising) is excluded. This will not operate to limit or restrict the Group's liability for death or personal injury resulting from its negligence. SPC MULTICOMP is the registered trademark of the Group. © Premier Farnell plc 2011.

TOLERANCES:
UNLESS OTHERWISE SPECIFIED, DIMENSIONS ARE FOR REFERENCE PURPOSES ONLY.

DRAWN BY:	DATE:
Veena	01/02/11
CHECKED BY:	DATE:
Jagan	01/02/11
APPROVED BY:	DATE:
Farnell	15/02/11

DRAWING TITLE:

Cable Assembly - Socket - Free End, 1M

SIZE	DWG NO.	ELECTRONIC FILE	REV
A	M10002575	1860692-1860701	A
SCALE: NTS	U.O.M.: mm	SHEET: 4 OF 4	